



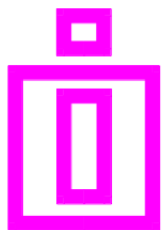
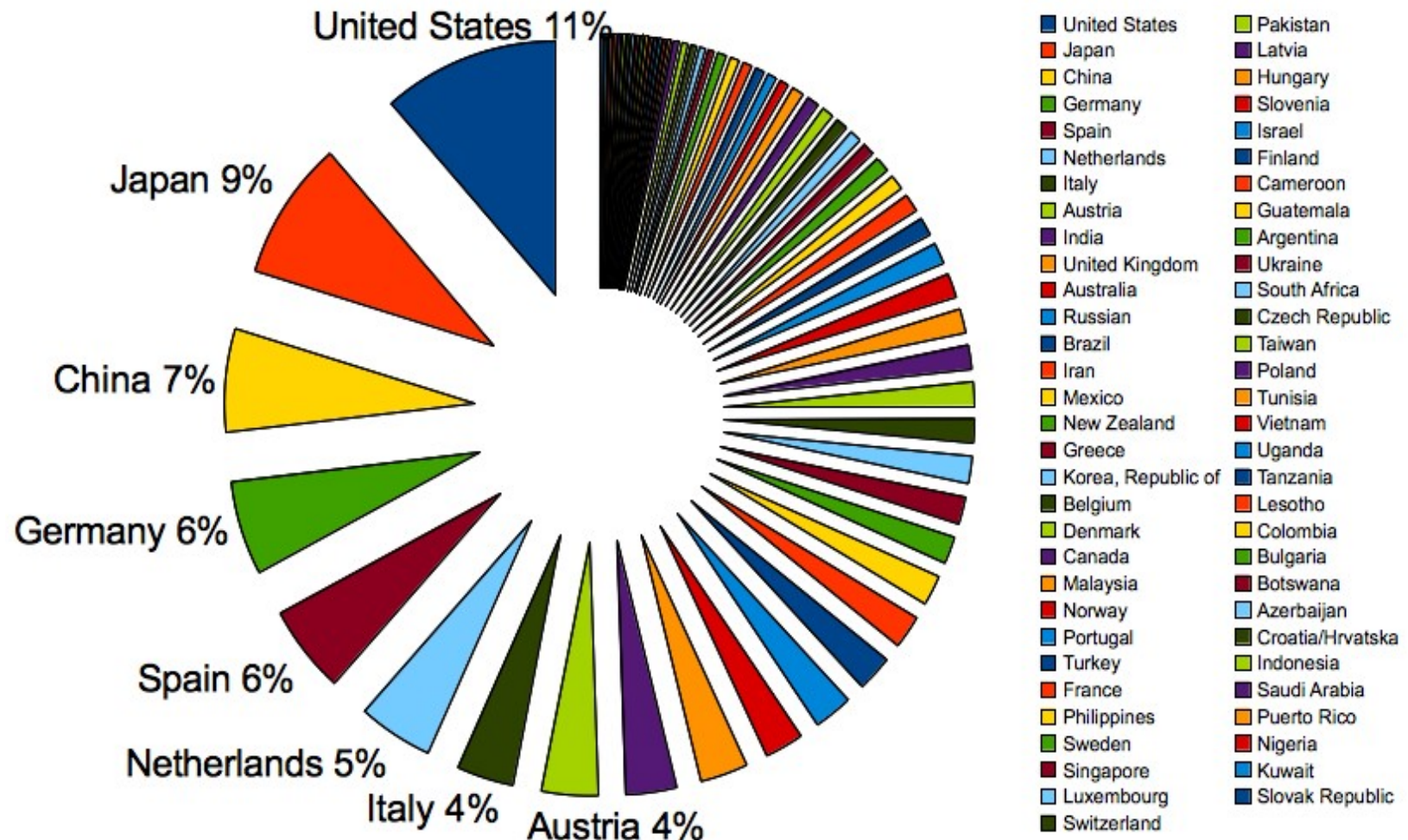
General Assembly 2011

Welcome!

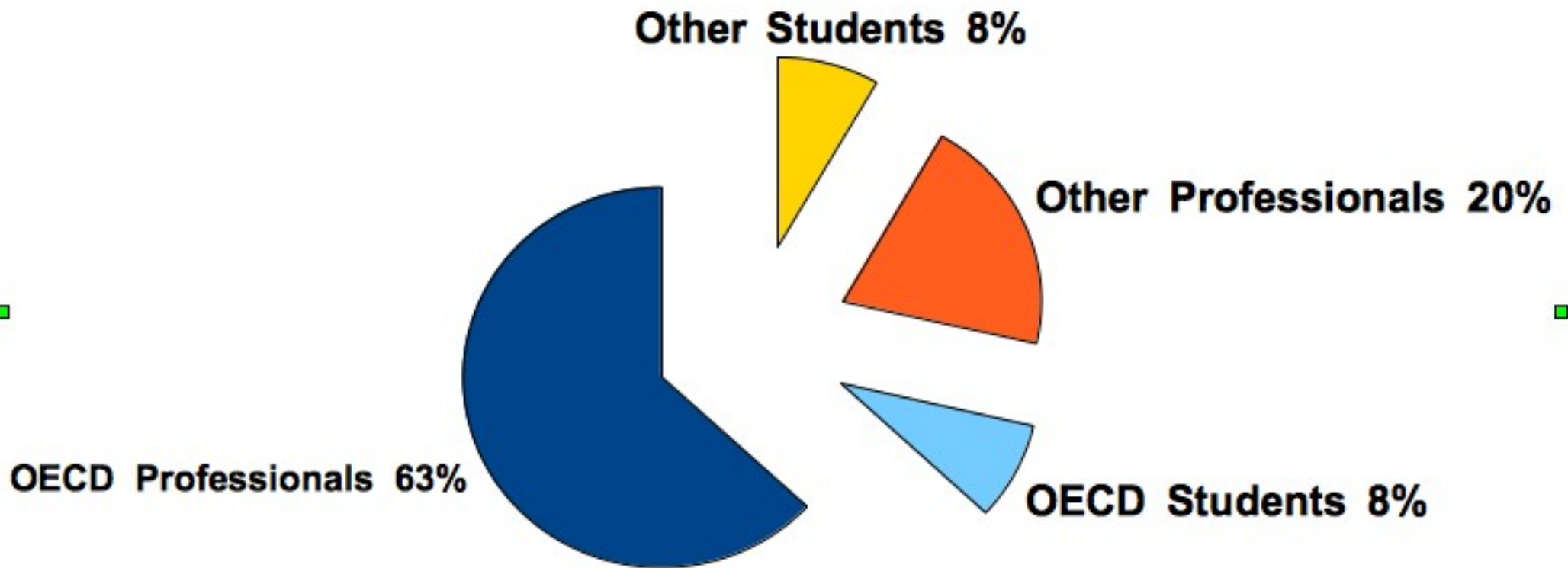
Agenda

- IIOA Membership Overview
- IIOA Council
- Management: Improved IIOA Operations
- Financial Report and Budget Outlook
- Economic Systems Research
- IIOA Conferences 2010 and 2011
- School of Input-Output Analysis

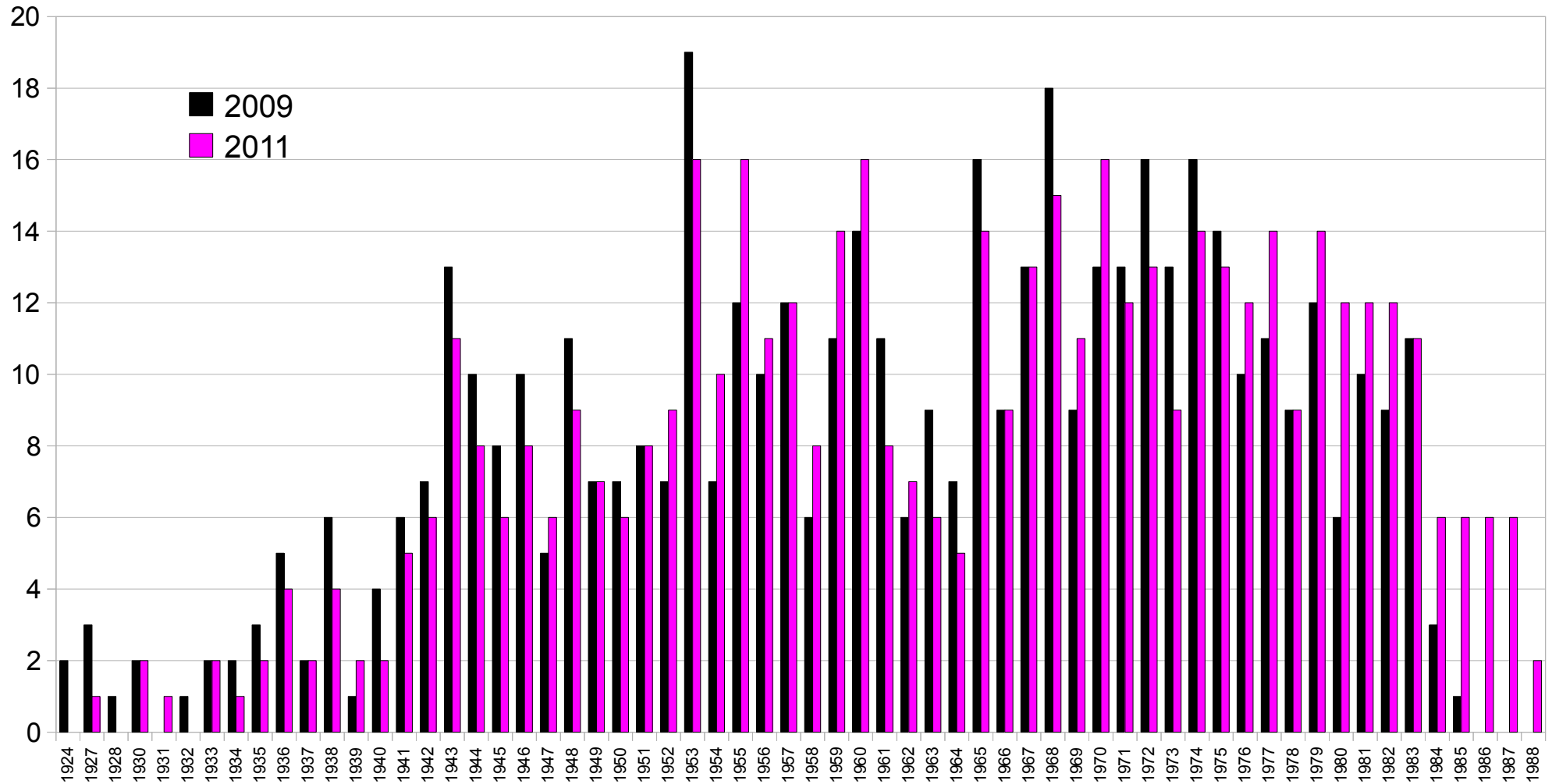
IIOA Membership today: 61 Countries



IIOA Membership by Type today



IIOA Membership by Birth Year



IIOA Council Composition 2011

No changes since the 2009 IIOA Elections.

- Presidency:
 - President: Geoffrey Hewings
 - Vice Presidents: Jiemin Guo, Erik Dietzenbacher
- Regular Elected Council Members
 - Klaus Hubacek, Bent Thage, Cuihong Yang, Jiemin Guo, Nori Sakurai, Albert Steenge, Jose Rueda-Cantuche
- Appointed Council Members:
 - Michael Lahr, Manfred Lenzen, Bart Los, Joaquim Guilhoto (re-appointed)

Improved IIOA Operations

IIOA has developed new tools to reduce costs and speed up operations

- **EVOS: Electronic Voting System**
 - reduced voting costs by 3,000 euros per election
 - increased voting participation from 29% to 43%
 - Total development cost: 2,600 euros.
- **COPASS: IIOA Conference System**
 - Centralizes scientific paper submission, evaluation, and approval.
 - Provides conference scheduling, book of abstracts printing.
 - Minimizes the cost of conference organization for LOCs
- **Conference Registration System**

IIOA Financials 2010

- January 2010 **assets** reach all time high of US\$ 192,000
- **Royalties** remain high at US\$ 40,000
- **Administration costs** at an all-time low at US\$ 428
- **Institutional** Membership constant (15)
- **Private** Membership contributions increase as members do multiple year renewals and membership increases slightly
- 12 **student grants/subsidies** granted, which hit the limit of administrative feasibility.
- Sydney Conference balancing & Deposit pay for Alexandria Conference result in a **deficit** of US\$33,000.

IIOA Financials 2010

- **Editorial Assistance** increased to US\$6,250 as IIOA shifted to provide it in local currency (AUD and EUR) to the editors.
- COPASS and EVOS systems were invoiced in 2010 and therefore increase the **IT expenditure** to US\$12,493.
- **Council travel** costs increased due to the remote location of Sydney for most council members and the fall of the US\$ against other currencies.
- **Outlook 2011**: Reduced council travel costs, reduced ICT costs, but we expect a notable deficit on the IIOA conference.

Financial Report and Outlook

International Input-Output Association (IIOA): Financial Report 2002 – 2009, Estimates for 2010-2011

In US \$ of 31.12.

	2002	2003	2004	2005	2006	2007	2008	2009	2010	(Estimates) 2010	2011
Revenue											
Institutional Membership Contributions	29.565	26.774	30.812	33.331	29.300 ⁽ⁱ⁾	15.796 ⁽ⁱⁱ⁾	11.534 ⁽ⁱⁱ⁾	12.938	12.097	12.000	12.000
Private Membership contributions						16.499	8.469 ⁽ⁱⁱⁱ⁾	10.953	14.928	9.000	12.000
Interest	1.377	822	851	1.163	1.222 ⁽ⁱⁱ⁾	8.624 ⁽ⁱⁱ⁾	1.900	130	21	2.000	20
Richard Stone Prize Sponsoring						988	1.000	995	995	1.000	995
Royalties	-	-	7.778	15.700	13.551	13.979	38.560	40.620	40.074	38.000	40.000
Refund Montreal Conference				10.035	-	-	-	-	-	-	-
Refund Sendai Conference				-	10.000	-	-	-	-	-	-
NM Surcharge Istanbul Conference				-	-	- ^(iv)	-	-	-	-	-
NM Surcharge Seville Conference				-	-	-	- ⁽ⁱⁱⁱ⁾	9.335	-	-	-
NM Surcharge Sao Paulo Conference				-	-	-	-	2.732	-	-	-
NM Surcharge Sydney Conference				-	-	-	-	-	-	-	-
NM Surcharge Alexandria Conference				-	-	-	-	-	-	-	-
Total revenues	30.942	27.596	39.441	60.229	54.073	55.887	61.463	77.703	68.114	62.000	65.015
Expenditures											
Dissemination cost of the Journal	12.900	10.710	10.380	9.780	9.810	- ⁽ⁱⁱ⁾	11.811 ⁽ⁱⁱⁱ⁾	-	-	-	-
Editorial Assistance for the Journal	-	-	-	-	-	-	5000	-	6.258	5.000	6.000
Mailings and Postage	1.227	2.488	3.518	1.776	1.955	1.661	61	48	41	200	200
Auditing and elections	744	1.637	1.177	1.047	1.185	2.706	1.552	1.693	2.029	1.700	2.000
Lawyers fees	-	-	-	-	5.341 ⁽ⁱⁱ⁾	-	-	-	-	-	-
Banking charges & Tax on interest accrued	137	181	220	274	1.192	3.352	1.627	1.257	714	1.700	800
Administration	2.163	2.194	1.623	2.427	3.526	3.331	955	1.060	428	1.500	1.500
Equipment, software, telecommunication, homepage	1.225	2.090	5.414	5.562	5.098	6.584	11.327	5.581	12.493	10.000	7.500
Council meetings, travel costs		14.741	1.470	2.019	2.213	-	7.240 ⁽ⁱⁱ⁾	21.958	35.384	22.000	20.000
Fellows travel reimbursement						6.114	-	-	-	-	-
Conferences											
Brussels			13.620	-	-	-	-	-	-	-	-
Beijing			-	9.449	-	-	-	-	-	-	-
Sendai			-	-	8.218	-	-	-	-	-	-
Istanbul			-	-	-	12.962 ⁽ⁱⁱⁱ⁾	-	-	-	-	-
Seville			-	-	-	-	8.197 ⁽ⁱⁱⁱ⁾	-	-	-	-
Sao Paulo			-	-	-	-	-	26.463	-	-	-
Sydney			-	-	-	-	-	-	32.893 ⁽ⁱⁱ⁾	35.500 ⁽ⁱⁱⁱ⁾	-
Alexandria			-	-	-	-	-	-	10.000 ⁽ⁱⁱ⁾	-	25.000
Conference 2012			-	-	-	-	-	-	-	-	-
Awards (Leontief Prize/Richard Stone Prize)		1.000	-	-	-	2.000	500 ⁽ⁱⁱⁱ⁾	2.043	1.045	2.000	2.000
Total expenditures	38.707	34.041	37.422	32.334	38.538	38.711	48.270	60.103	101.285	79.600	65.000
Surplus/Deficit	-7.764	-7.445	2.015	27.895	15.535	17.175	13.193	17.600	-33.171	-17.600	15
Assets as of December 31 ^(iv)	101.224	95.558	98.693	126.134	143.547	162.040	172.967	191.792	158.621	174.192	158.636

Institutional Membership

Private Membership Renewals

Royalties

No Conference Non-Members Surcharge

No publishing cost

Auditing costs

Software invoiced


Conference Costs: 12 Grants, Deficit 2010, Deposit 2011

Predicted Deficit + Sydney + Deposit

Economic Systems Research

- Since 2008: ESR Articles indexed in the **Web of Science**
- First **impact factor** to be announced 2011

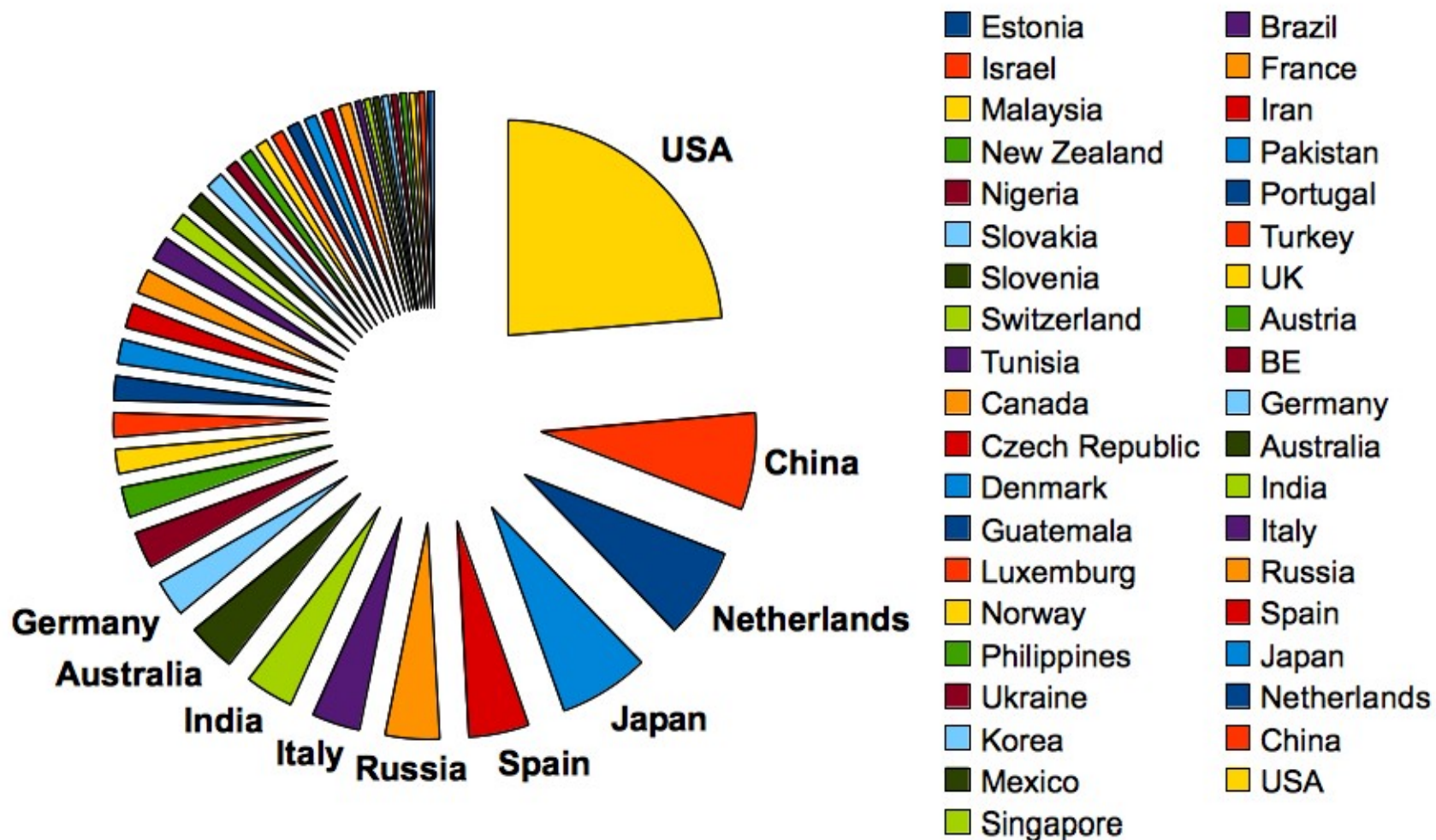
Number of submissions and their status	2006	2007	2008	2009	2010
Rejected directly by the editors	9	3	3	9	16
Rejected because of referee reports	13	15	15	14	22
Currently with the referees	-	-	4	3	15
Currently with the author(s) for revision	-	2	8	5	34
Accepted for publication	18	21	11	11	5
Special issues	7	13	7	7	7
Total	47	54	48	49	99
Rejection rate (%) ^a	55	51	44	55	41
Acceptance rate (%) ^a	45	45	27	26	5
Remainder (%) ^a	-	4	29	19	53



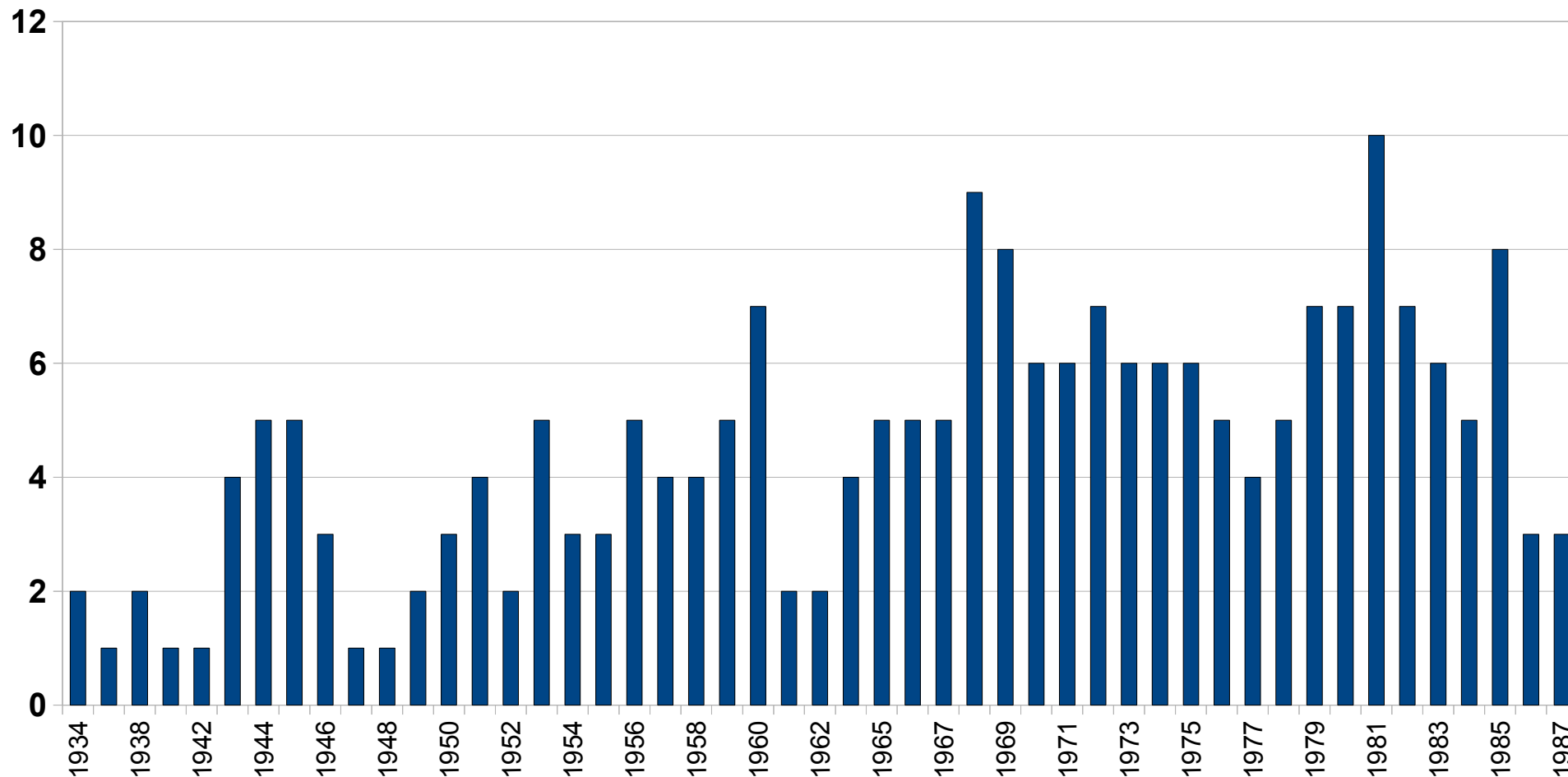
19th IIOA Conference - Alexandria

- As of 12 June 2011: 220 Participants
- of which: 158 IIOA Members (72 %)
- Higher participation rate than in previous years
- School of Input-Output founded after the successful start of teaching sessions at the 18th conference in Sydney.

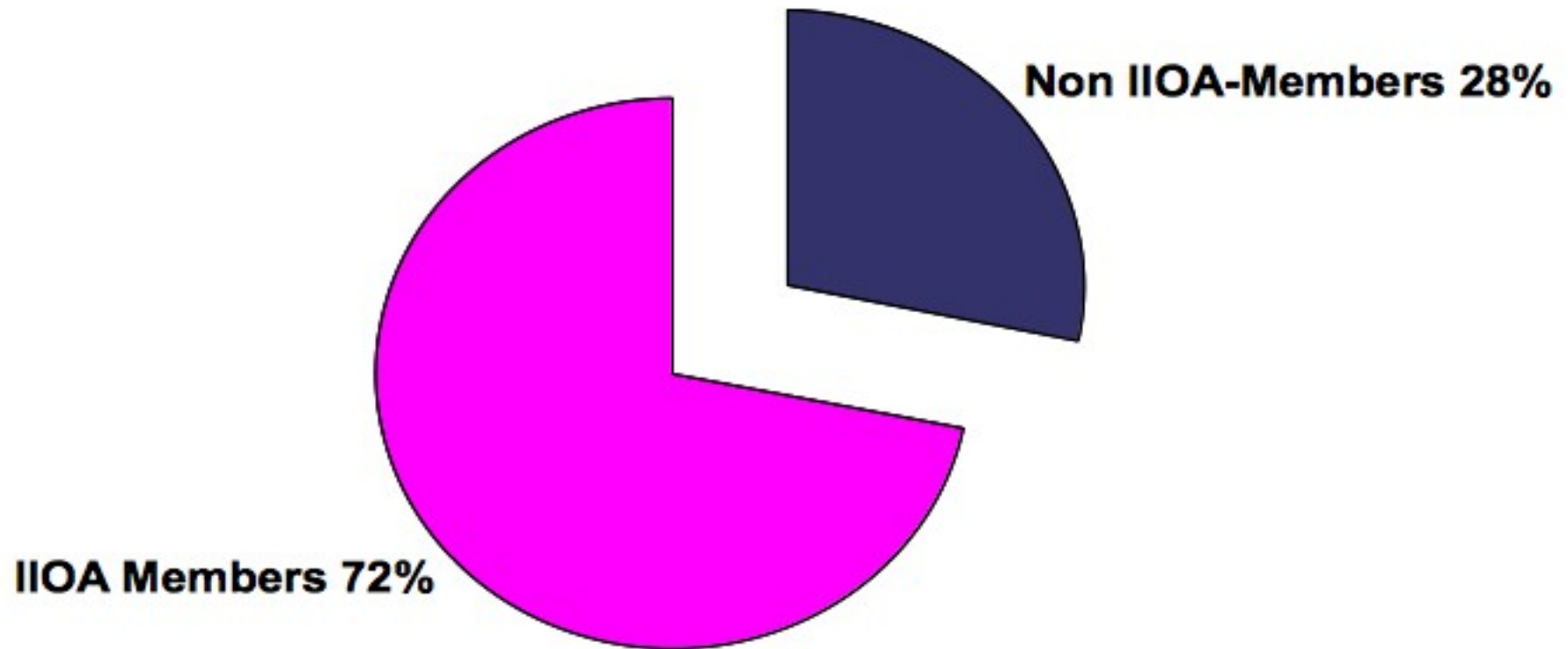
Participants 2011: 39 Countries



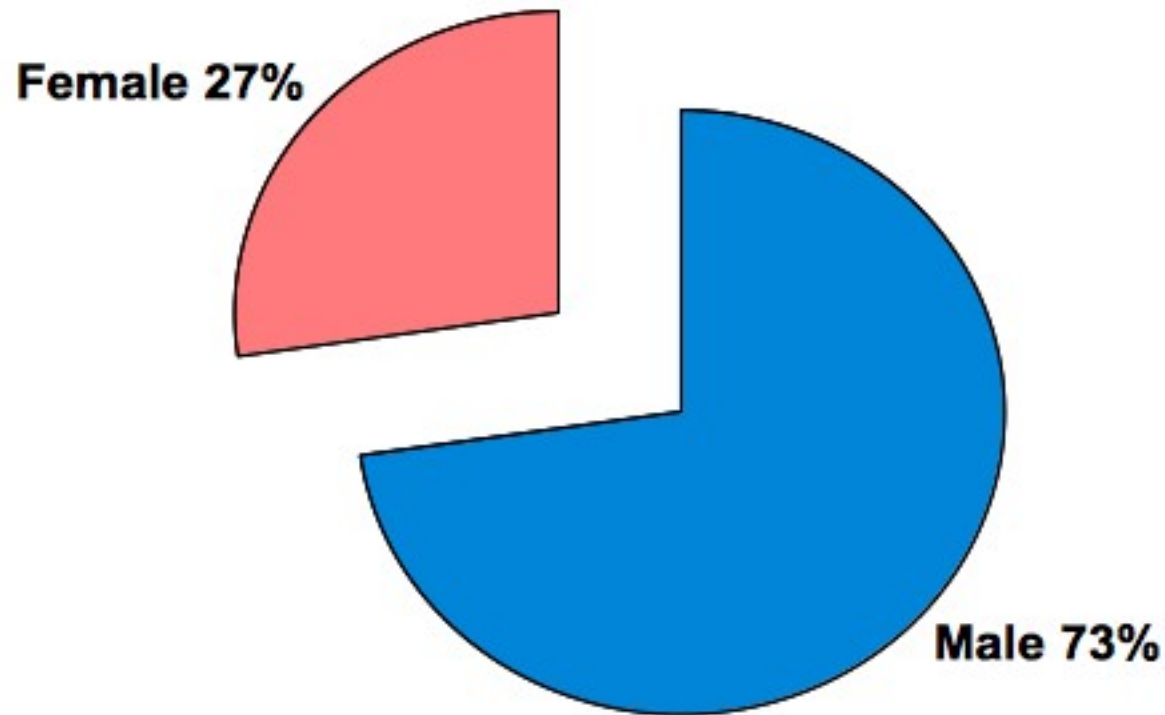
Participants by Birth Year



Participants 2011 by Member Status



Participants 2011 by Gender



20th IIOA Conference

- End June 2012
- Location: Bratislava, Slovakia
- Conference fee: ca. level of 2010
- Venue:

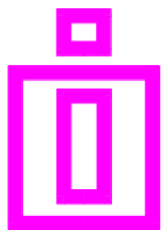
EKONOMICKÁ UNIVERZITA V BRATISLAVE
UNIVERSITY OF ECONOMICS IN BRATISLAVA





The International School of Input-Output Analysis

Alexandria, US - 2011

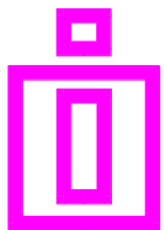


IIOA

www.iioa.org

1. Objectives

- a) **Training scholars** in the use of standard tools of input-output analysis in a broad sense, both from the perspective of the producer and the user of input-output tables;
- b) Encouraging **direct communication and/or collaboration** between scholars and renowned researchers/lecturers in the **field.**



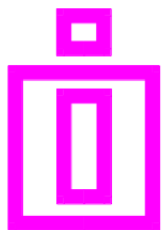
IIIOA

www.iioa.org

2. Activities

- a) The organization of **teaching sessions** on core topics in input-output analysis at the annual International Input-Output Conference.

- b) The support of **international workshops** for groups of scholars and/or researchers coming from areas in the world with a low tradition in input-output related studies and with manifested interest in advancing the field in a broad sense.



IIOA

www.iioa.org

3. Organization

Step 1: Attendance to the modules

Step 2: Assignment to be submitted before Dec 2011

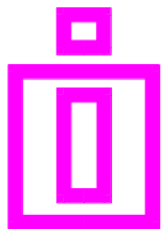
- *Scientific paper*
- *Application/exercises*
- *Other similar options*

Step 3: Revision and comments from lecturers (Jan 12)

Step 4: Submission of revised version (Mar 12)

Step 5: Decision on the Module Certificate

(Groups < 3; WPIOX ; IIOA Conference; Journals; Book chapters; Material)



IIOA

www.iioa.org

4. Modules in Alexandria, 2011

Module 1: Multi-Regional Input-Output Analysis

Joy Murray (coord.) – University of Sydney, Australia

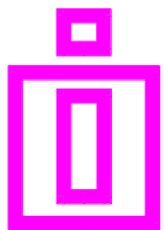
Module 2: Construction of Social Accounting Matrices

Susana Santos – Technical University of Lisbon, Portugal

Module 3: Construction of Supply and Use Tables and links to Symmetric Input-Output Tables

Sanjiv Mahajan – Office for National Statistics, UK

Nr participants registered: 44



IIOA

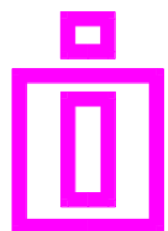
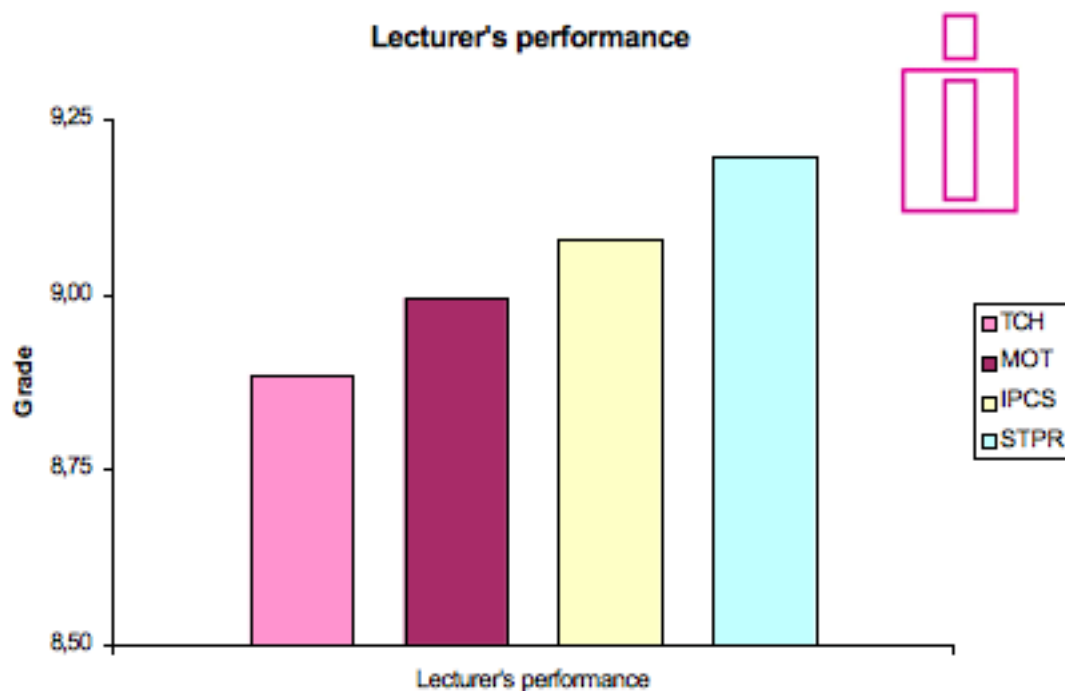
www.iioa.org

5. Results of Alexandria, 2011

Table 1.- Attendance and overall grade of the course

	Participants
Number of surveyed participants	39
Overall degree of satisfaction about the sessions (max. 10)	8,76

Source: IIOA

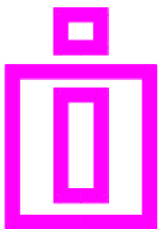
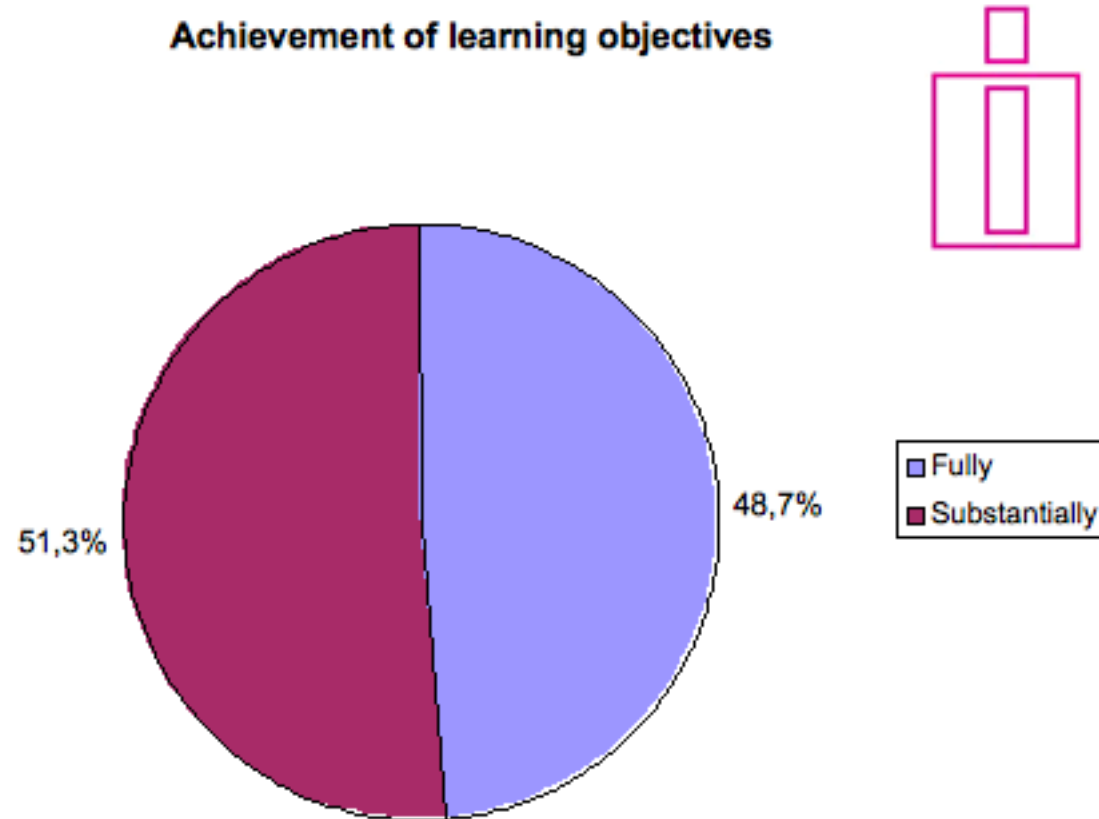


IIOA

www.iioa.org

5. Results of Alexandria, 2011

Achievement of learning objectives

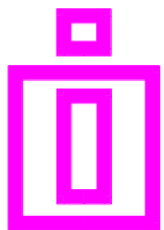

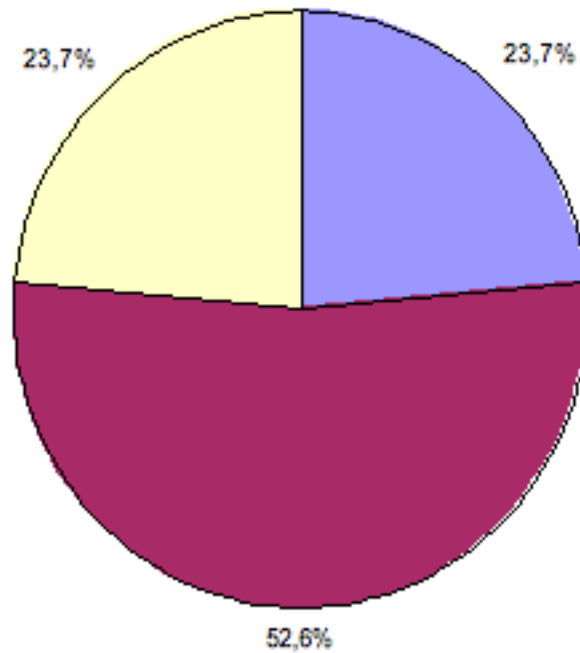


IIOA

www.iioa.org


5. Results of Alexandria, 2011

Benefit from the new acquired skill



IIOA

www.iioa.org



IIOA
www.iioa.org

Linking Forward.
