



General Assembly 2013

Welcome!

Agenda



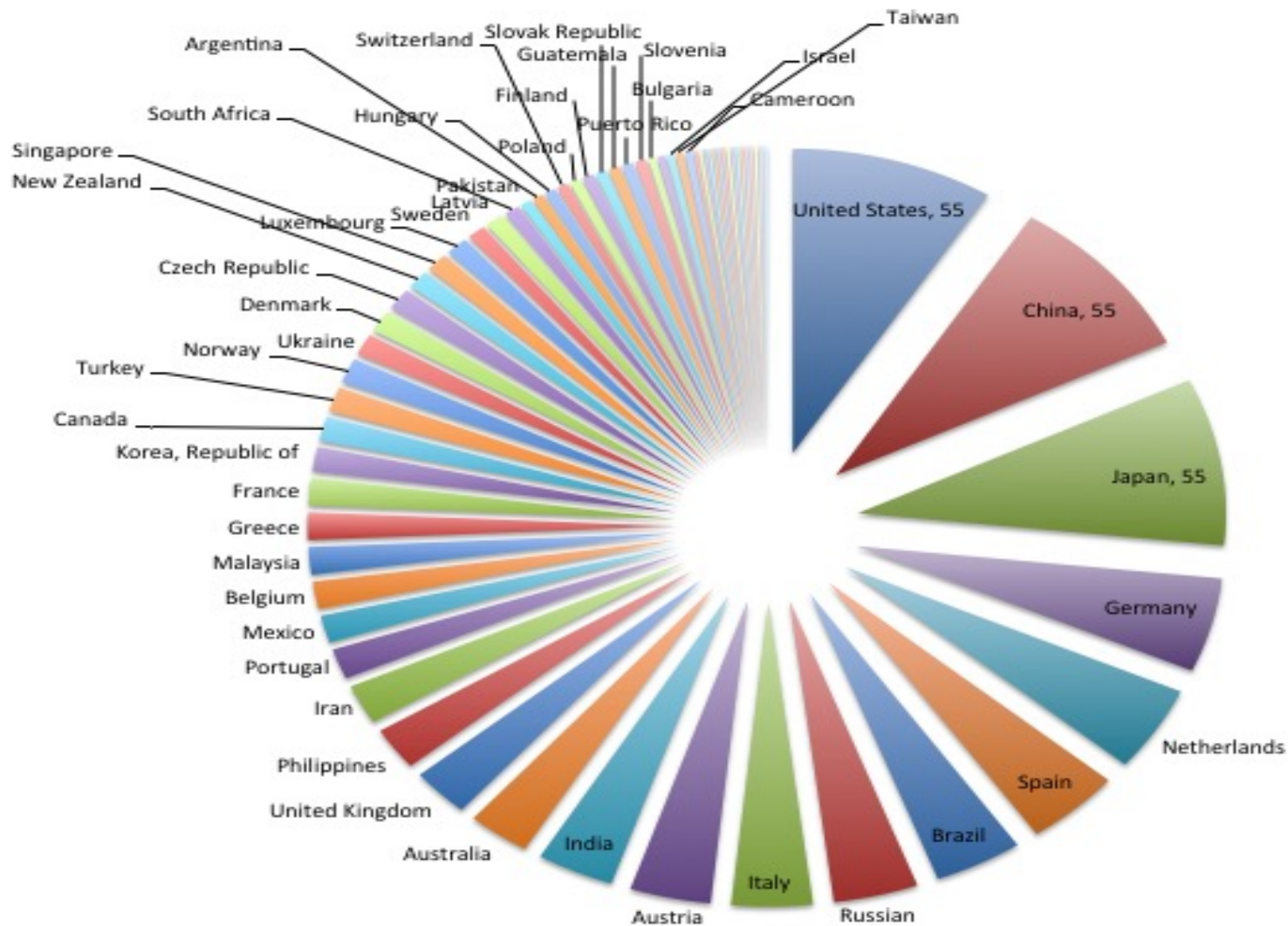
- Presidential Address
- IIOA Membership Overview
- IIOA Council Composition
- IIOA Operations
- Communications
- Financial Report and Budget Outlook
- Economic Systems Research
- IIOA Conferences 2012, 2013, 2014
- International School of Input-Output Analysis

Opening

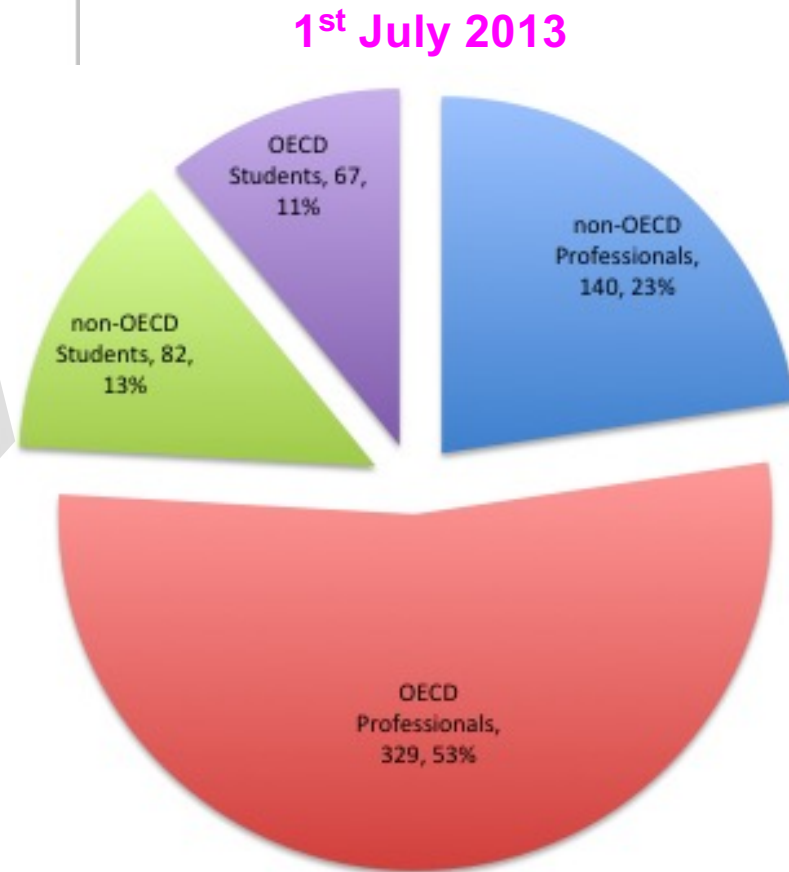
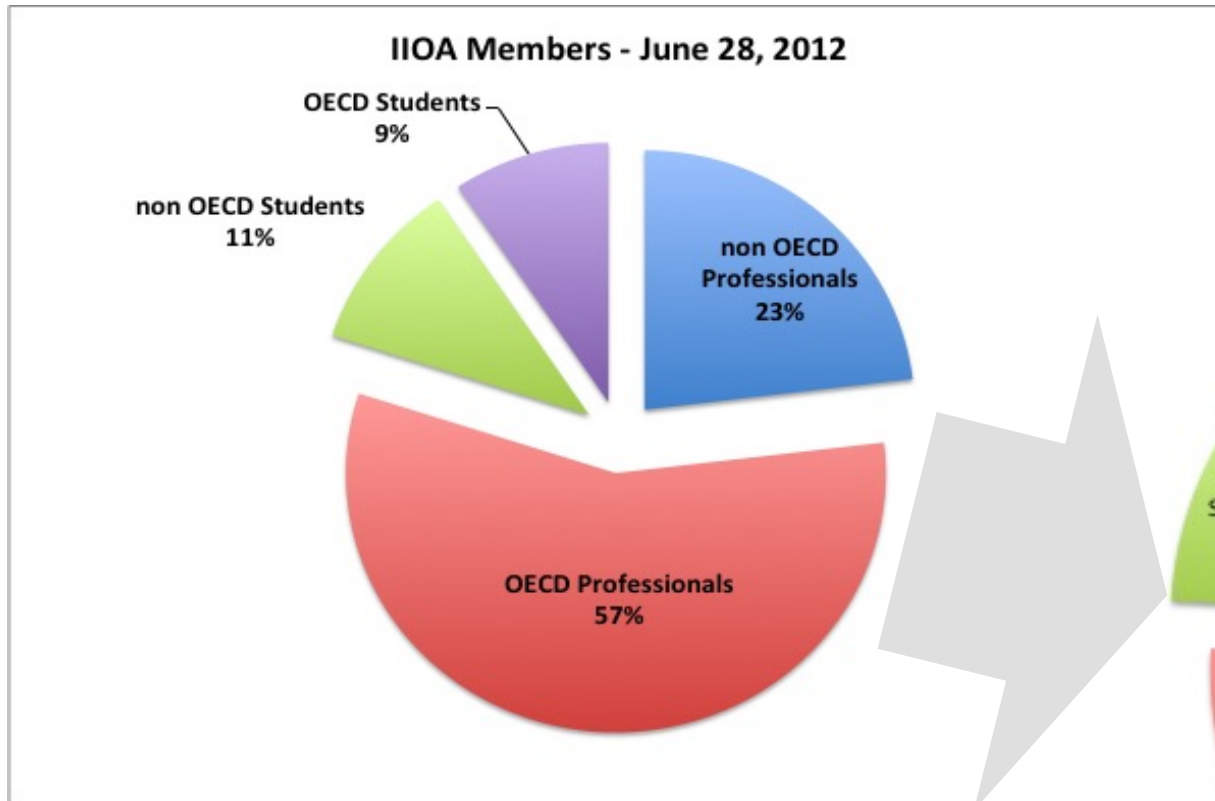


- Presidential Address

IIOA Membership as of July 2013: 618 Persons, 65 Countries



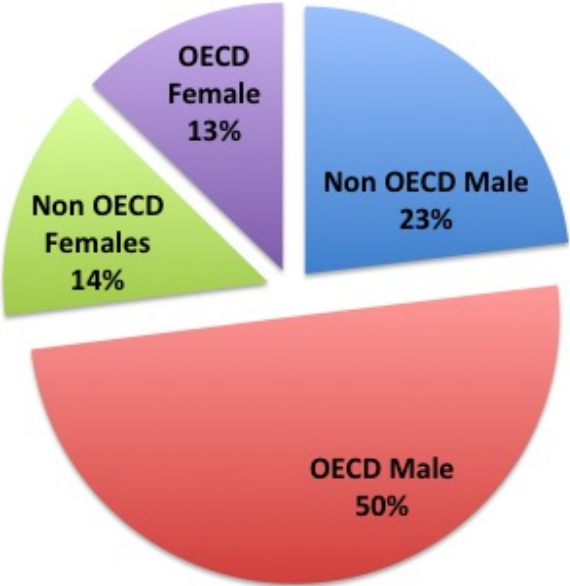
IIOA Membership by Type



IIOA Membership by Gender

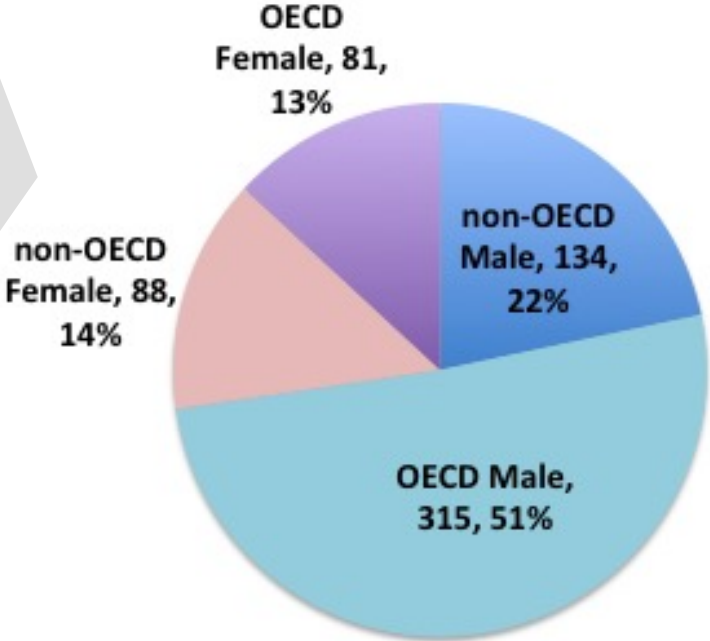
28 June 2012

Members by Gender

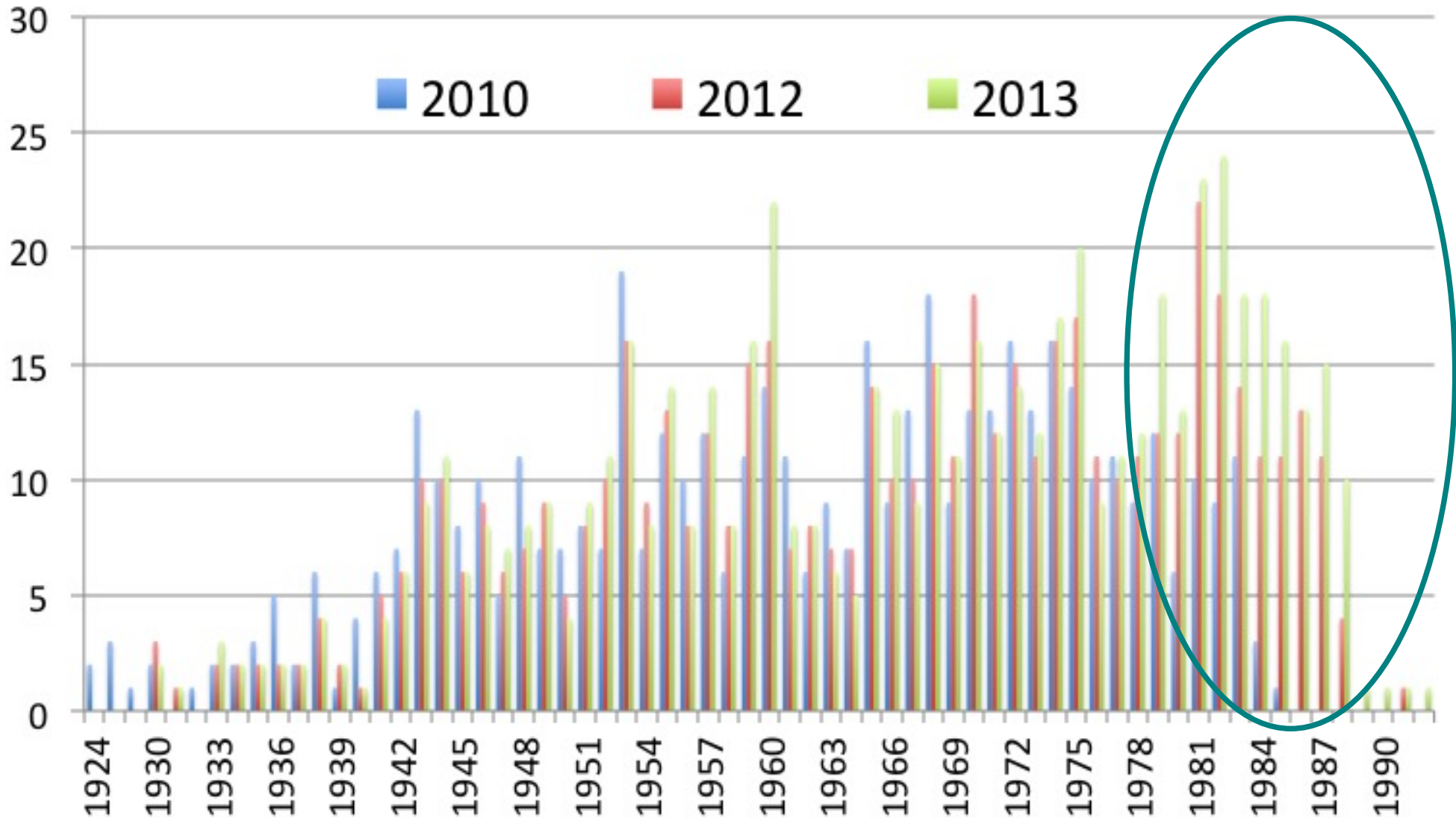


1st July 2013

Members by Gender



IIOA Membership by Birth Year



IIOA Council Composition



			2013	2014	2015	2016	2017	2018
1	Dietzenbacher Erik	President						
2	Yang Cuihong	Vice-President						
3	Hubacek Klaus	Webmaster						
4	Joachim Guilhoto							
5	Lahr Michael	Vice-President						
6	Duarte Rosa							
7	Mahajan Sanjiv							
8	Steenge Albert							
9	Rueda-Cant. Jose	Head of School						
10	Inomata Satoshi							
11	Fritz Oliver	Secretary (app.)						
12	Paparella Christof	Treasurer (app.)						
13	Lenzen Manfred	Editor ESR (app.)						
14	Los Bart	Editor ESR (app.)						

Next Election 2015,
3 Council Members,
for 4 years term

IIOA Operations



IIOA operates IT-systems to reduce costs and accelerate operations

- IIOA Members Area (**WEBADMIN**)

PLEASE Keep contact data updated! ESR mailing, Election ballots, Infos, ...

- Conference Registration System (**CONFREG**):

- Successfully applied in 2011, 2012, 2013
- Reduces the costs and headache for Local Organizers

PLEASE Use WEBADMIN user name + password! Do not confuse this with COPASS, which is for paper submission only! Registration only completed through payment! Mind the deadlines!

- Electronic Voting System (**EVOS**)
- **COPASS**: IIOA Conference Paper Submission System

PLEASE Be aware of separate login! CONFREG is also used by Non-Members! Mind the deadlines!

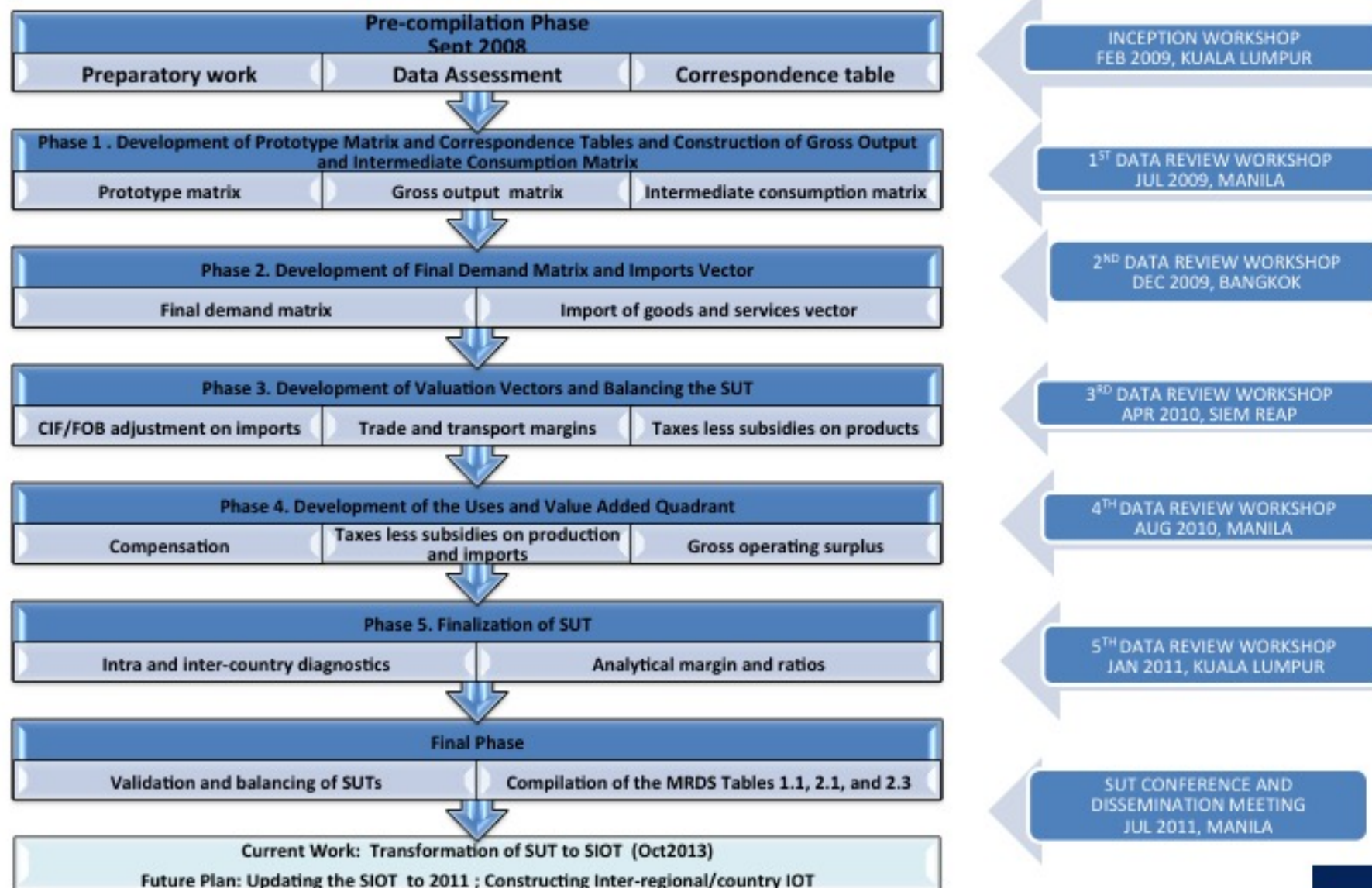
IIOA – ADB Cooperation



SUTs and IO Tables for:

- **High Income:** Brunei Darussalam; Hong Kong, China; Singapore; and Taipei, China.
- **Mekong:** Cambodia, Thailand, and Viet Nam.
- **South Asia:** Bangladesh, Bhutan, India, the Maldives, Nepal, and Sri Lanka.
- **Southeast Asia:** the People's Republic of China, Fiji, Indonesia, Malaysia, and Mongolia.

Operationalizing the Phased Approach Framework for Compiling the SUT for 18 Economies in Asia and the Pacific

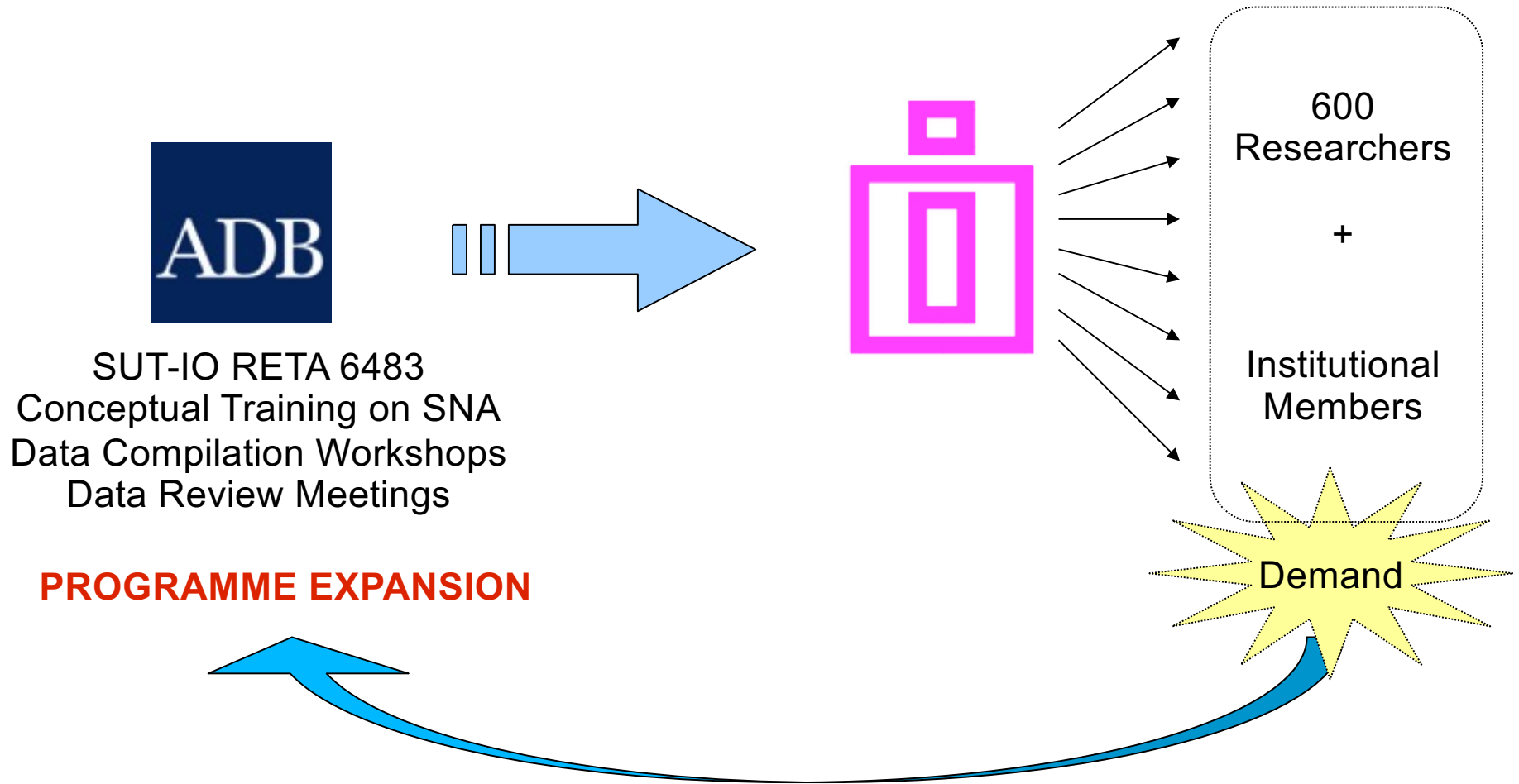


Source: Figure 1. Supply and Use Tables for Selected Economies in Asia and the Pacific, December 2012; <http://www.adb.org/data/icp/reta-6483>

Eileen Capilit, Economic and Research Department, Asian Development Bank, ecapilit@adb.org
21st International Input-Output Association Conference, Kitakyushu, Japan, 09-12 July 2013



IIOA – ADB Cooperation



IIOA Communications



**IIOA Members
Area**

**www.IIOA.
org**

**Links to IO
Databases**

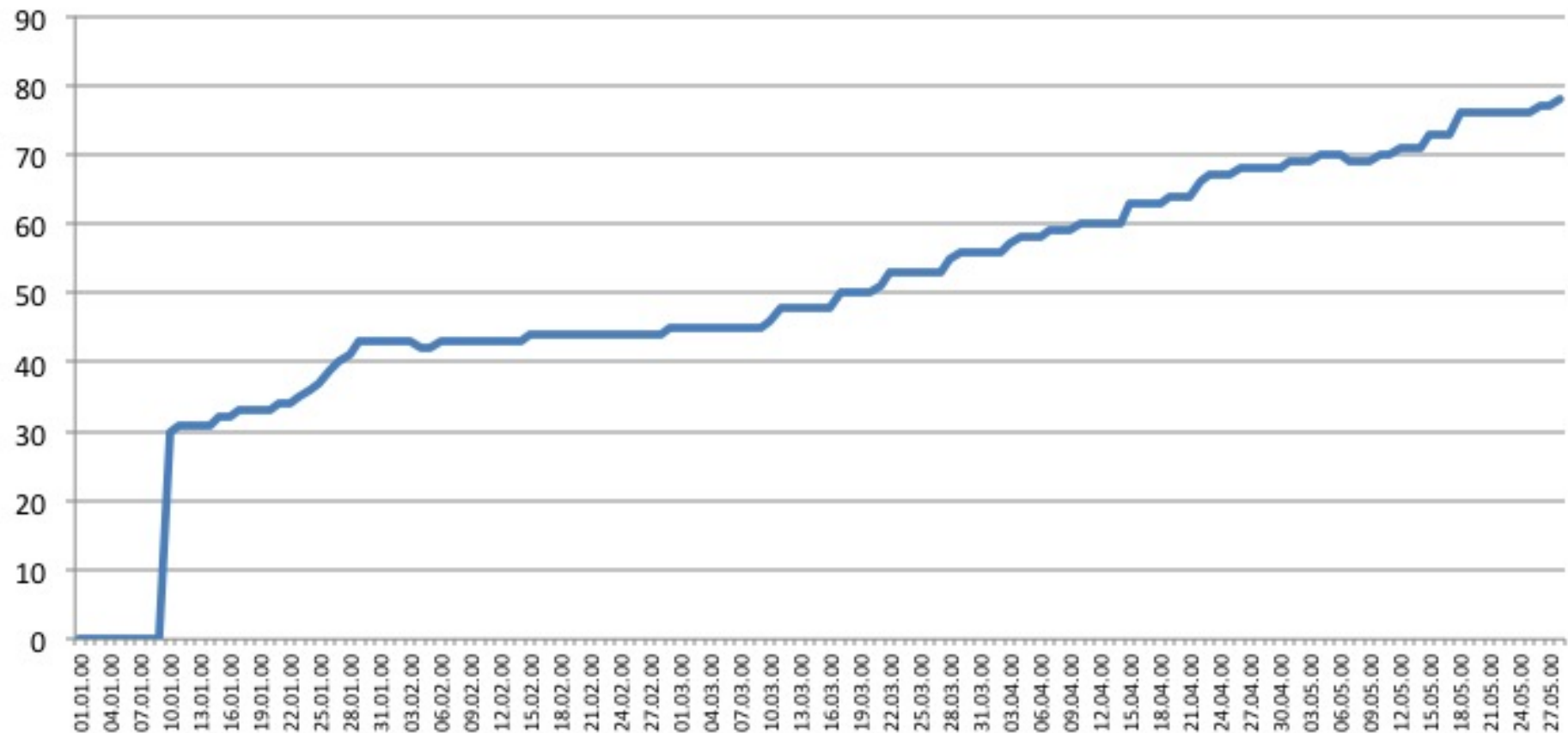


Find us on
facebook



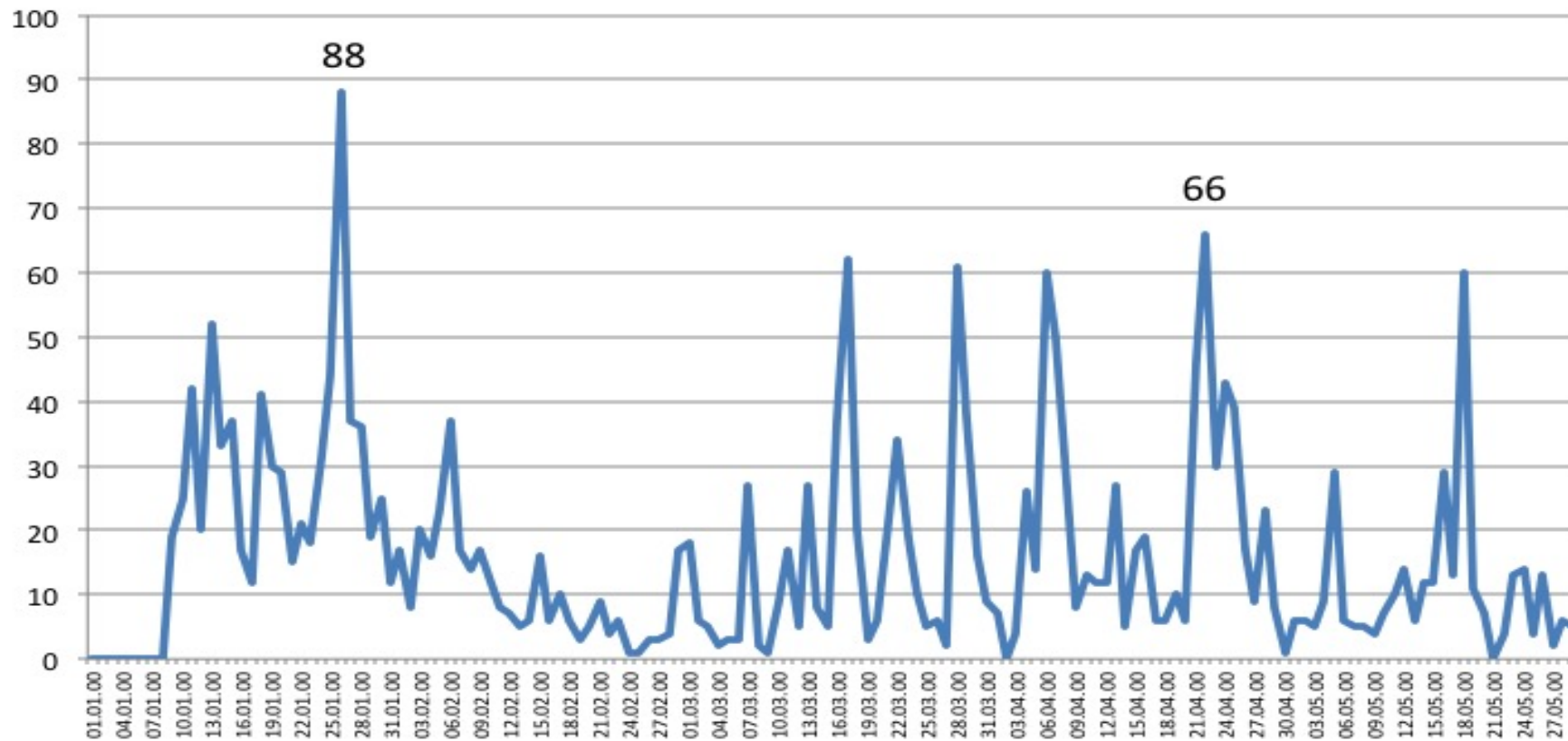
Facebook: Likes

Lifetime Total Likes - Lifetime The total number of people who have liked your Page. (Unique Users)



Facebook: Daily Reach

Daily Total Reach - Daily The number of people who have seen any content associated with your Page. (Unique Users)



Facebook: Monthly Reach

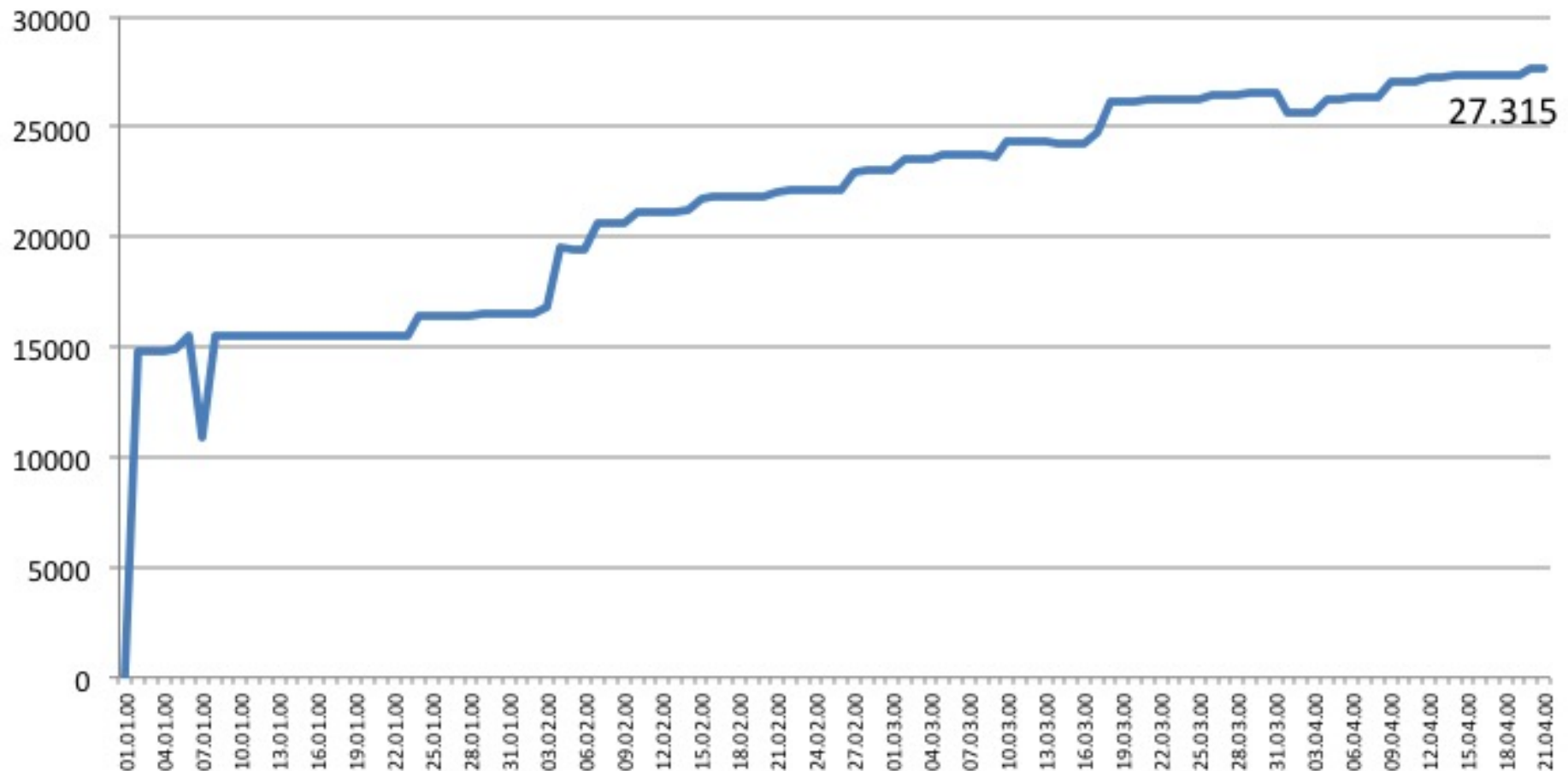
28 Days Total Reach - 28 days The number of people who have seen any content associated with your Page. (Unique Users)



Facebook: Friends of Friends



Daily Friends of Fans - Daily The number of people who are friends with people who liked your Page (estimated). (Unique Users)



IIOA Financials 2012



- In 2012, IIOA is back to normal after having taken 2011 IIOA **conference** into its books: total flows in the accounts are much lower than in 2011.
- **Stable** private and institutional **contribution** streams.
- **Royalties** remain high at ca. US\$ 40,000
- **Non-member surcharge** revenues from the very successful Bratislava conference exceed expectations.
- Billing of outstanding **Editorial costs** for ESR get **delayed to 2013**. **Good news: due to the renewed contract, all future editorial costs will be paid by the Publishing House Taylor & Francis.**
- **Overall:** visible surplus in 2012.

Revenues 2012

In US \$ of 31.12.

	2009	2010	2011	2012	(Estimates)	
Revenue					2012	2012
Institutional Membership Contributions	12.938	12.097	17.935	15.196	12.000	15.000
Private Membership contributions	10.953	14.928	10.737	12.122	10.000	11.000
Interest	130	21	18	30	20	30
Richard Stone Prize Sponsoring	995	995	995	995	995	995
Royalties	40.620	40.074	39.367	40.454	40.000	40.000
Refund Montreal Conference	-	-	-	-	-	-
Refund Sendai Conference	-	-	-	-	-	-
NM Surcharge Istanbul Conference	-	-	-	-	-	-
NM Surcharge Seville Conference	9.335	-	-	-	-	-
NM Surcharge Sao Paulo Conference	2.732	-	-	-	-	-
NM Surcharge Sydney Conference	-	-	-	-	-	-
Revenues Alexandria Conference	-	-	48.449	-	-	-
NM Surcharge Bratislava Conference	-	-	-	4.275	5.000	-
NM Surcharge Kitakyushu Conference	-	-	-	-	-	10.000
Total revenues	77.703	68.114	117.501	73.072	68.015	77.025

Institutional Membership

Private Membership Renewals

Royalties

Conference Revenues

Expenditures 2012

	2009	2010	2011	2012	2012	2013
Expenditures						
Dissemination cost of the Journal	-	-	-	-	-	-
Editorial Assistance for the Journal	-	6.258	2.264	-	9.000	9.000
Mailings and Postage	48	41	12	33	200	50
Auditing and elections	1.693	2.029	1.634	2.241	1.600	2.300
Lawyers fees	-	-	-	-	-	900
Banking charges & Tax on interest accrued	1.257	714	590	639	800	700
Administration	1.060	428	1.651	1.777	5.000	5.000
Equipment, software, telecommunication, homepage	5.581	12.493	6.262	5.494	6.300	6.300
Council meetings, travel costs	21.958	35.384	8.263	14.027	18.000	20.000
Fellows travel reimbursement	-	-	-	-	-	-
Conferences						
Brussels	-	-	-	-	-	-
Beijing	-	-	-	-	-	-
Sendai	-	-	-	-	-	-
Istanbul	-	-	-	-	-	-
Seville	-	-	-	-	-	-
Sao Paulo	26.463	-	-	-	-	-
Sydney	-	32.893 ^[12]	- ^[1]	- ^[2]	-	-
Alexandria	-	10.000 ^[17]	111.106 ^[8]	-	-	-
Bratislava	-	-	-	26.297	25.000	-
Kitakyushu	-	-	-	-	-	30.000
Awards (Leontief Prize/Richard Stone Prize)	2.043	1.045	2.042	1.922	1.000	2.000
ISIOA School	-	-	-	-	-	5.000
Total expenditures	60.103	101.285	133.823	52.429	66.900	81.250
Surplus/Deficit	17.600	-33.171	-16.321	20.643	1.115	-4.225
Assets as of December 31 [4]	191.792	158.621	142.300	162.943	143.415	158.718

Editorial costs billed in 2013!

Auditing higher (2011 Conference)

Administration costs low

IT lower

Council Travel fairly low

Grants as expected

Visible surplus

Outlook 2013

	2009	2010	2011	2012	2012	2013
Expenditures						
Dissemination cost of the Journal	-	-	-	-	-	-
Editorial Assistance for the Journal	-	6.258	2.264	-	9.000	9.000
Mailings and Postage	48	41	12	33	200	50
Auditing and elections	1.693	2.029	1.634	2.241	1.600	2.300
Lawyers fees	-	-	-	-	-	900
Banking charges & Tax on interest accrued	1.257	714	590	639	800	700
Administration	1.060	428	1.651	1.777	5.000	5.000
Equipment, software, telecommunication, homepage	5.581	12.493	6.262	5.494	6.300	6.300
Council meetings, travel costs	21.958	35.384	8.263	14.027	18.000	20.000
Fellows travel reimbursement	-	-	-	-	-	-
Conferences						
Brussels	-	-	-	-	-	-
Beijing	-	-	-	-	-	-
Sendai	-	-	-	-	-	-
Istanbul	-	-	-	-	-	-
Seville	-	-	-	-	-	-
Sao Paulo	26.463	-	-	-	-	-
Sydney	-	32.893 ^[12]	- ^[1 2]	-	-	-
Alexandria	-	10.000 ^[17]	111.106 ^[1 8]	-	-	-
Bratislava	-	-	-	26.297	25.000	-
Kitakyushu	-	-	-	-	-	30.000
Awards (Leontief Prize/Richard Stone Prize)	2.043	1.045	2.042	1.922	1.000	2.000
ISIOA School	-	-	-	-	-	5.000
Total expenditures	60.103	101.285	133.823	52.429	66.900	81.250
Surplus/Deficit	17.600	-33.171	-16.321	20.643	1.115	-4.225
Assets as of December 31 [4]	191.792	158.621	142.300	162.943	143.415	158.718

Conservat. estimates

2013 for the last time
Editorial costs borne by IIOA

Administrative maximum for all operations

System Maintenance, website redesign

Council travel costly due to more remote location

Maximum total claim 13 travel grants

ISIOA costs borne by conference surplus

Warning: Low Deficit

Economic Systems Research



- Since 2008: ESR Articles indexed in the **Web of Science**
- **Impact factor** increased from 1.4 to 2.1 from 2011 to 2013, with low self citation!


Number of submissions					
	2008	2009	2010	2011	2012
Rejected directly by the editors	3	9	16	25	33
Rejected because of referee reports	17	15	32	20	22
Currently with the referees	0	0	2	12	16
Currently with the author(s) for revision	9	6	16	13	27
Accepted for publication	12	12	26	20	3
Special issues	7	7	7	6	5
Total	48	49	99	96	106
Rejection rate (%) ^a	49	57	52	50	54
Acceptance rate (%) ^a	29	29	28	22	3
Remainder (%) ^a	22	14	20	28	43

2012 Conference Bratislava



- Participation Results

EKONOMICKÁ UNIVERZITA V BRATISLAVE
UNIVERSITY OF ECONOMICS IN BRATISLAVA

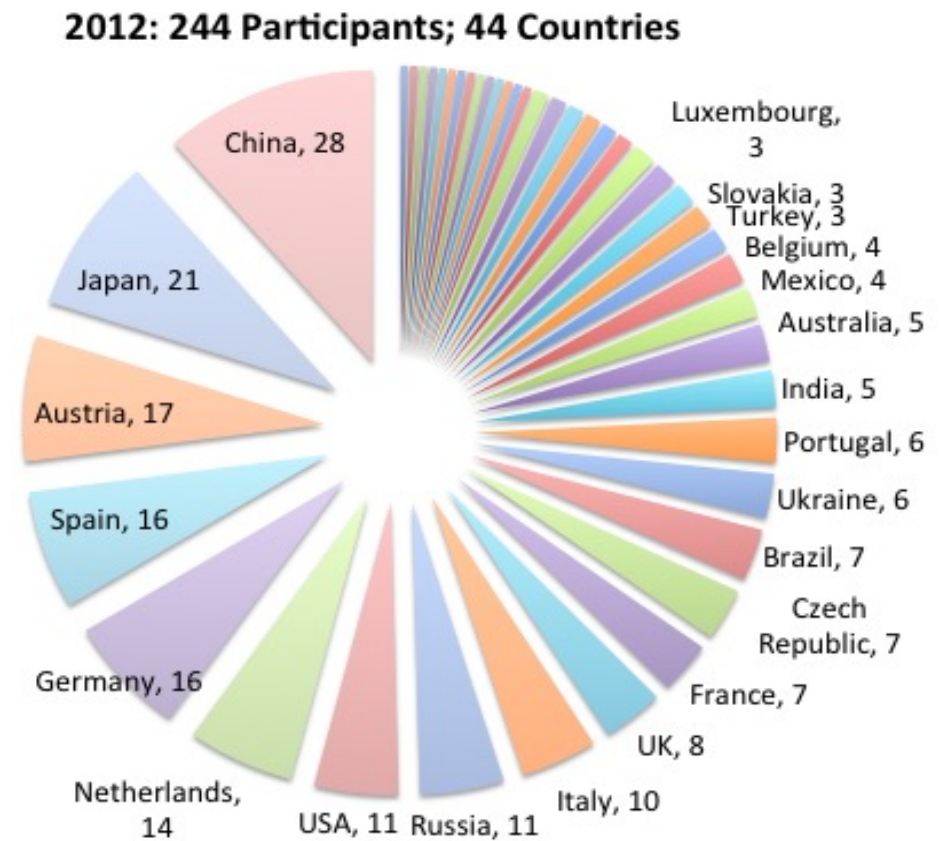
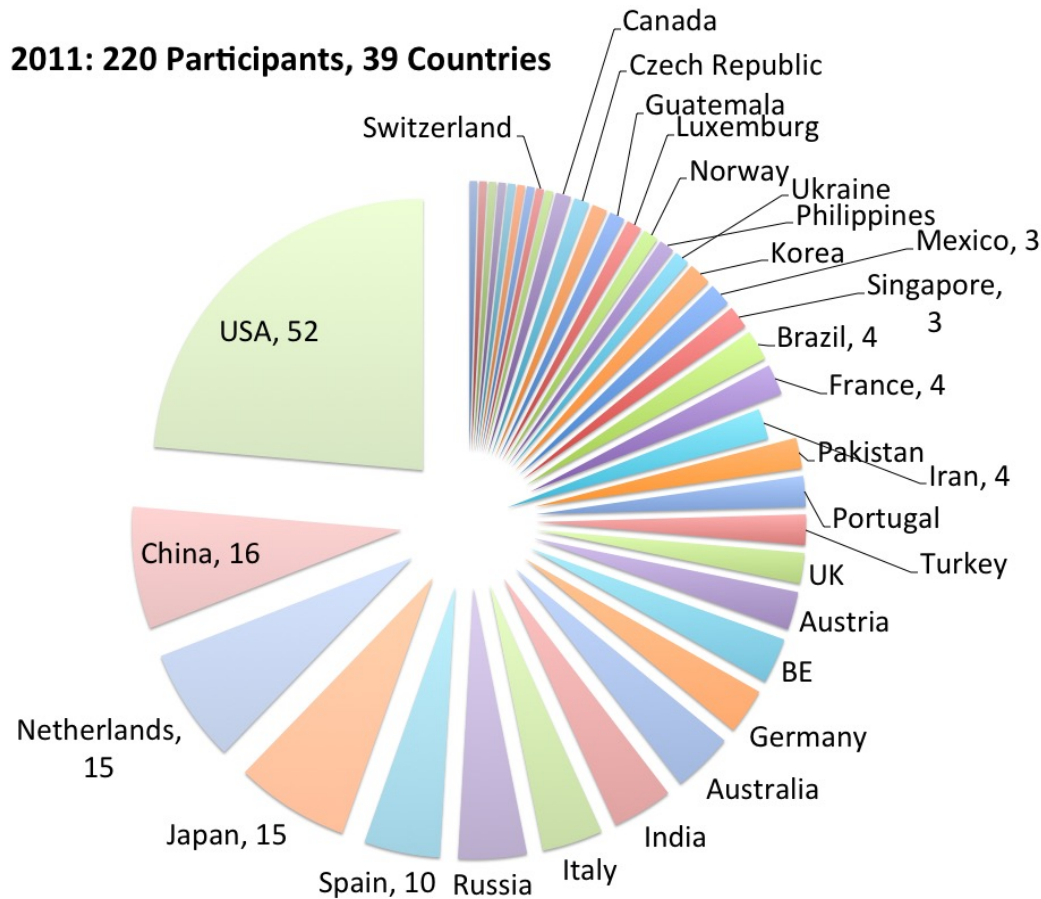


2012 IIOA Conference Bratislava



- 308 Registrations, 244 participants
 - of which: ca 70% IIOA Members
- 10% higher participation rate than usual in previous years
- High students' participation rate (18%)
- Larger diversity of participants' origins: 44 countries
- Higher female participation rate (34%, up from 27% in 2011)
- Success: big demand for the courses of the International School of Input-Output in its teaching program!

Participants 2011, 2012



2013 IIOA Conference Kitakyushu



21st International Input-Output Conference
Kitakyushu, Japan, July 8-12, 2013

Keynote Speakers

-  **Richard Baldwin**
(The Graduate Institute, Switzerland)
-  **Masahiro Kuroda**
(CRDS, Japan)
-  **Glen Peters**
(CICERO, Norway)
-  **Paul Schreyer**
(OECD, France)

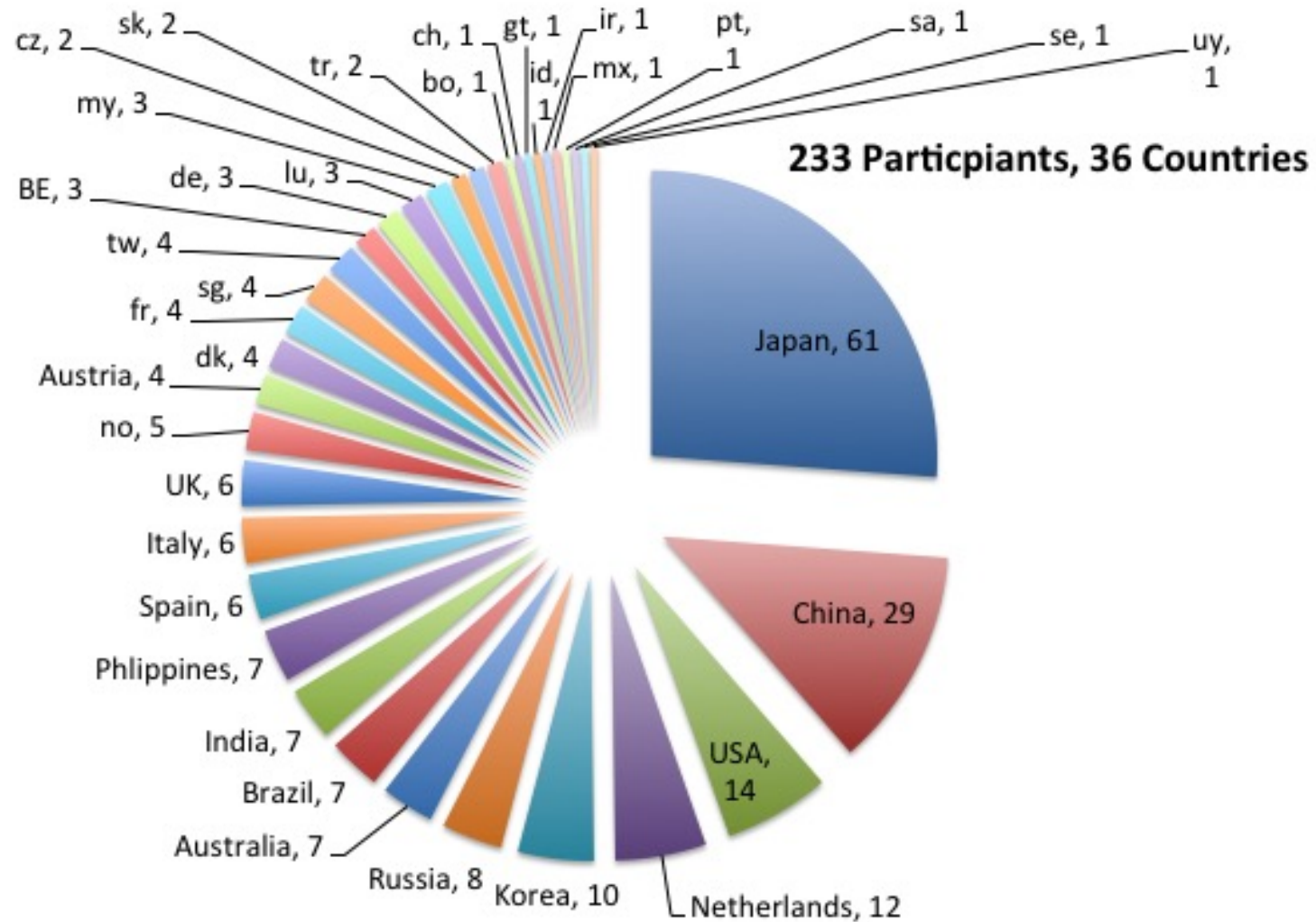
Kitakyushu

2013 IIOA Conference Kitakyushu

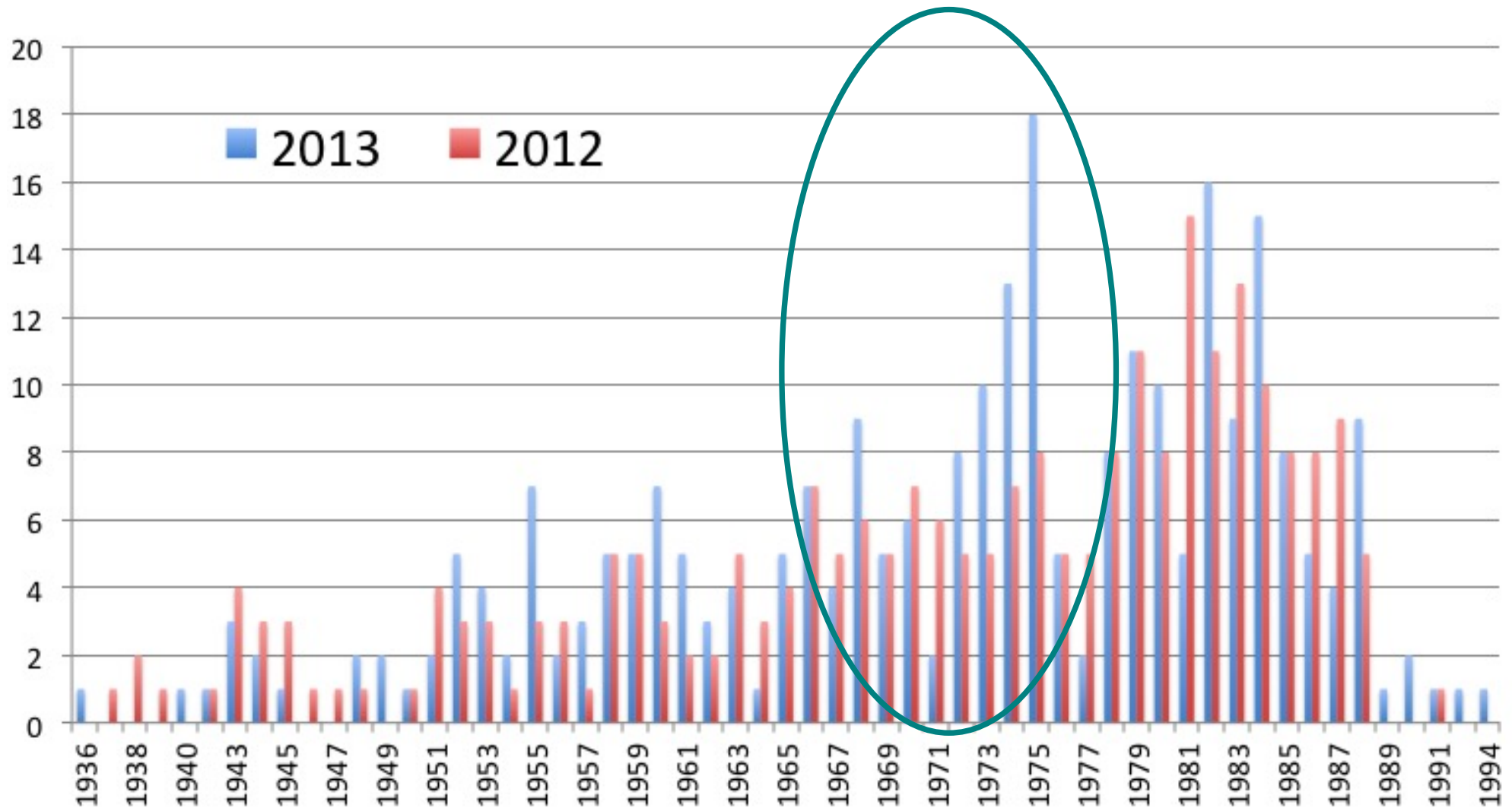


- 269 Sign-Ups (308 in 2012), resulting in:
- 233 Participants (244 in 2012) of which:
 - 64% are IIOA Members
 - 11% are students (18% in 2012)
 - 61% Early Bird Registrations
 - 23% signed up in the last 2 days before Early-Bird rates would expire
 - Female participation rate 27% (compare: 34% in 2012, 27% in 2011)
 - 84 Non-Members are now entitled to a free 2-year membership!
- Success: again big demand for the courses of the International School of Input-Output (ISIOA).

2013 IIOA Conference Kitakyushu



Participants by Birth Year



2014 IIOA Conference



Video



**International School of
Input-Output Analysis**

History

1. Training sessions in Sydney (AUS) (2010)
2. **First Edition** in Alexandria (USA) (2011)
3. Training sessions in Leiria (POR) (2012)
4. **Second Edition** in Bratislava (SVK) (2012)
5. Training sessions in Seville (ESP) (2013)
6. **Third Edition** in Kitakyushu (JAP) (2013)

2nd Edition Bratislava, 2012

Modules:

1. **Historical roots and theoretical background of input-output analysis** (C. Lager and H. Kurz)
2. **Dynamic econometric input-output modelling** (K. Kratena)
3. **Compilation of symmetric input-output tables** (J. Sixta)

Nr participants: 64

Overall satisfaction: 8.2



Achievements from the 2nd Edition

- **Five “Certificate of Studies” issued**
- **The four articles that merited the certificates were:**
 1. Productivity accounting in vertically (hyper-) integrated terms: bridging the gap between theory and empirics (Ariel Wirkierman and Nadia Garbellini, Università Cattolica del Sacro Cuore, Italy)
 2. Comments and remarks on: Waste not, want not? The economics of waste and the good of charity in a WIO framework (Christian Reynolds, University of South Australia, Australia)
 3. Sraffa, Leontief, Lange: the political economy of input-output economics (Tiago Camarinha Lopes, Federal University of Uberland, Brazil)
 4. Estimation of partitioned matrix multipliers for goods and service segments of Indian economy (Deepika Chawla, Gokhale Institute of Politics and Economics, India)



1st Edition of Training Sessions at the 12th Workshop of the Portuguese Association of Regional Sciences (APDR) (Leiria, February 2012)

Modules:

- **Updating Symmetric Input-Output Tables**
(J. Beutel / José M. Rueda-Cantuche)
- **Construction of Social Accounting Matrices**
(Susana Santos)

Nr participants: 11

Overall satisfaction: 8.8



4th Edition of the ISIOA

1. *PortableDyme—A simplified software package for econometric model building* (Anett Grossmann, Frank Hohmann, Kirsten S. Wiebe – GWS Osnabrück, Germany)
2. *Applied General Equilibrium: an Introduction* (M. Alejandro Cardenete, University Loyola, Spain)
3. *Environmental LCA* (Sangwon Suh – University of California, US)
4. *Material Flow Analysis* (Stephan Lutter – SERI, Austria)
5. *UN Input-Output Handbook / new SNA-2010* (Sanjiv Mahajan, UK Statistical Office)
6. *Disasters analysis* (Yasuhide Okuyama, University of Kitakyushu, Japan)



UN IO-Handbook



- IIOA involved in updating of the UN IO Handbook
- Led by the UN Statistical Commission
- Chief Editor: Sanjiv Mahajan
- Editorial Board is being arranged
- Brief aims:
 - Update present Handbook
 - In line with SNA 2008
 - Particular focus to help lesser developed statistical countries
 - Draft to be completed by February 2014

Recommendations to IIOA



- Keep Flash Sessions
- Keep Young-Scholars' Get-Together
- Continue with strict No-Show Policy introduced in 2013



Linking Forward.
