



General Assembly 2015

Welcome!

Agenda



-
- Opening Address (Erik)
 - IIOA Membership Overview (Chris)
 - IIOA Council Composition & Elections (Oliver)
 - IIOA Operations (Chris)
 - Financial Report and Budget Outlook (Chris)
 - Economic Systems Research (Bart)
 - ISIOA (Rosa)
 - UN Handbook on SUT & I-O (Sanjiv)
 - IIOA Conferences 2015, 2016
 - Leontief Prize

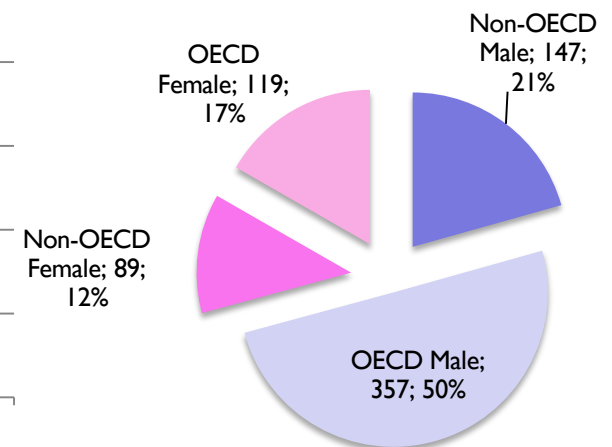
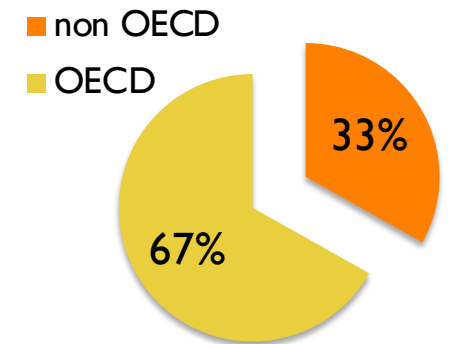
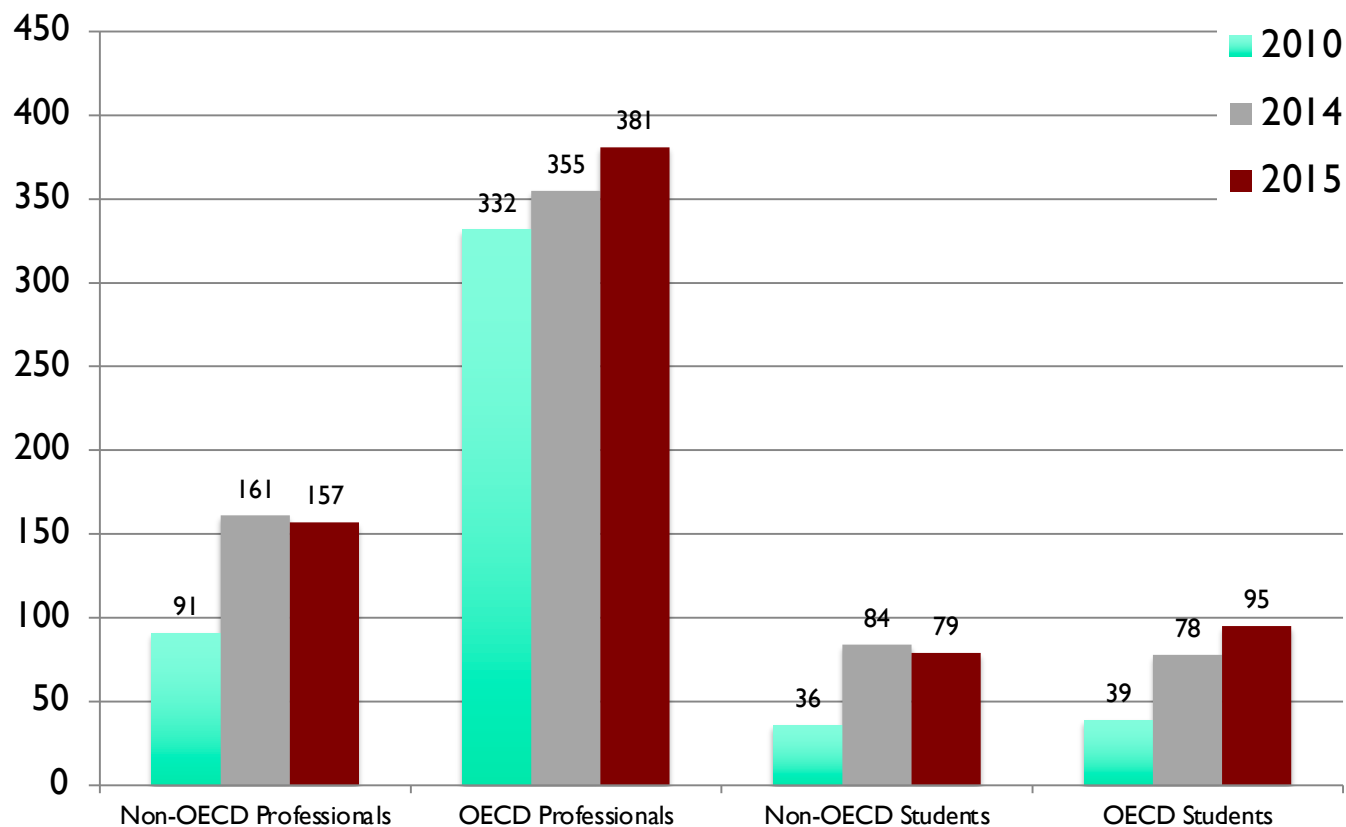
IIOA Membership

IIOA Membership, as of 23 June 2015

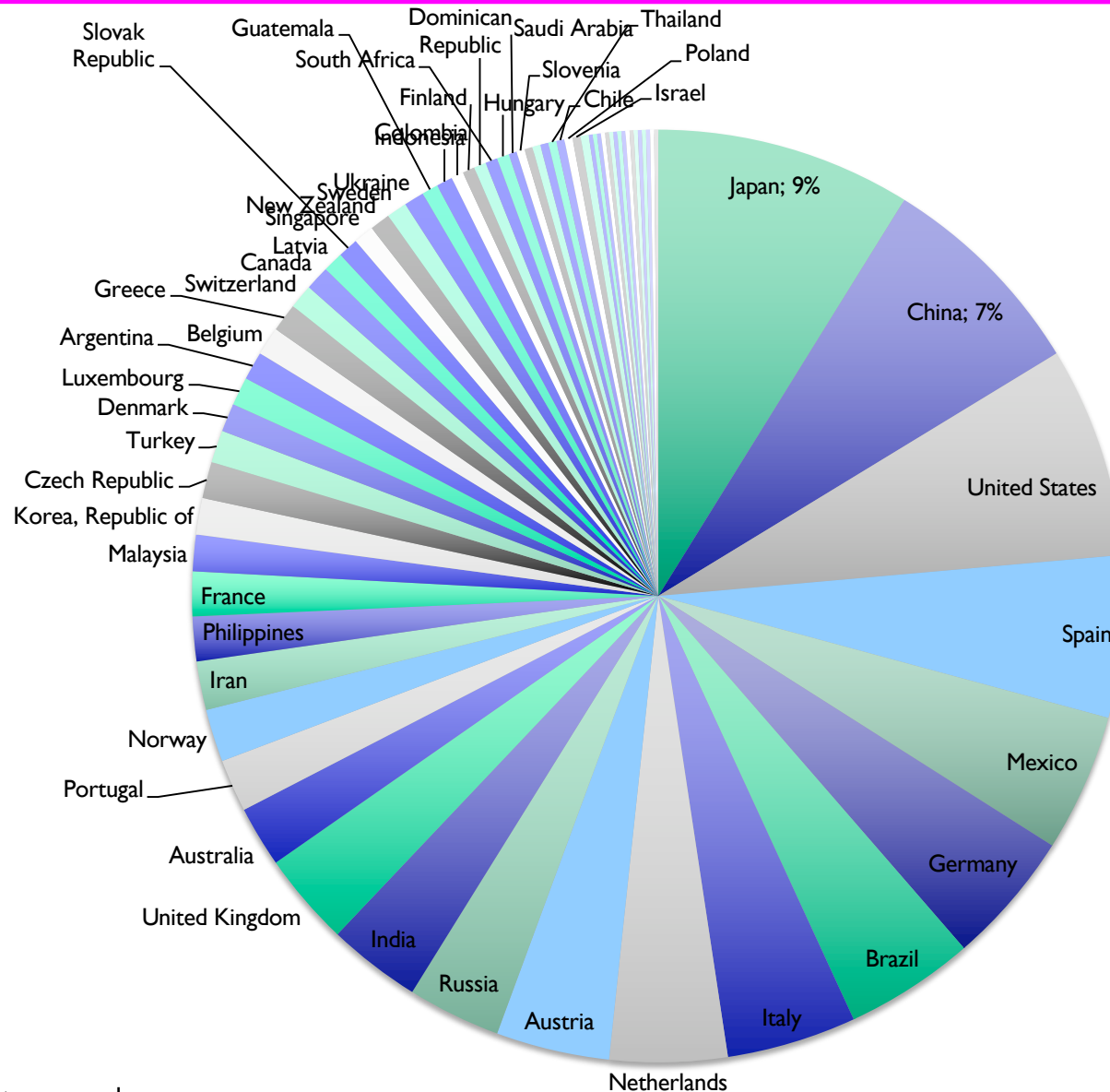


712 members, net growth of +60 members (+9%) from May 2014.

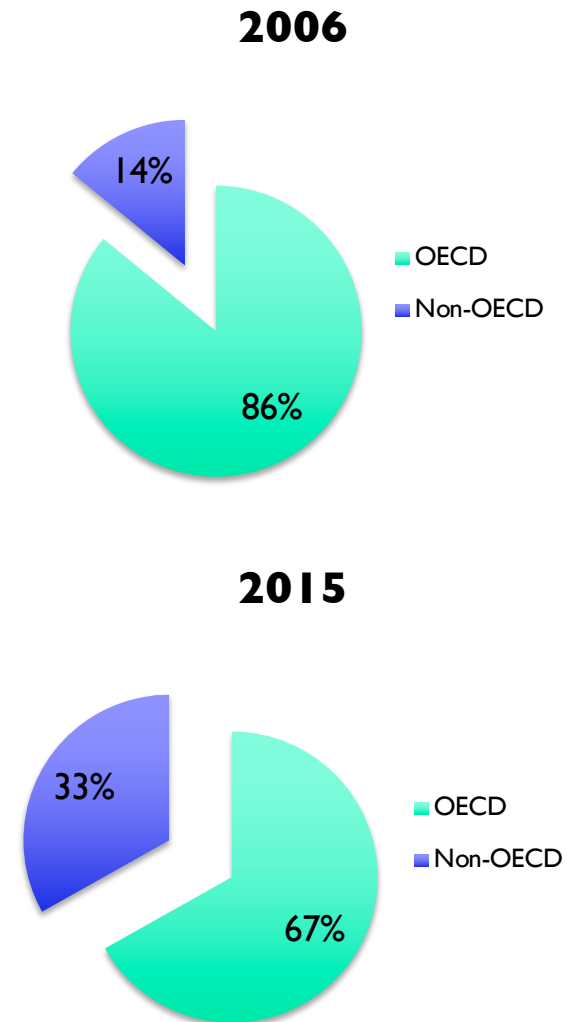
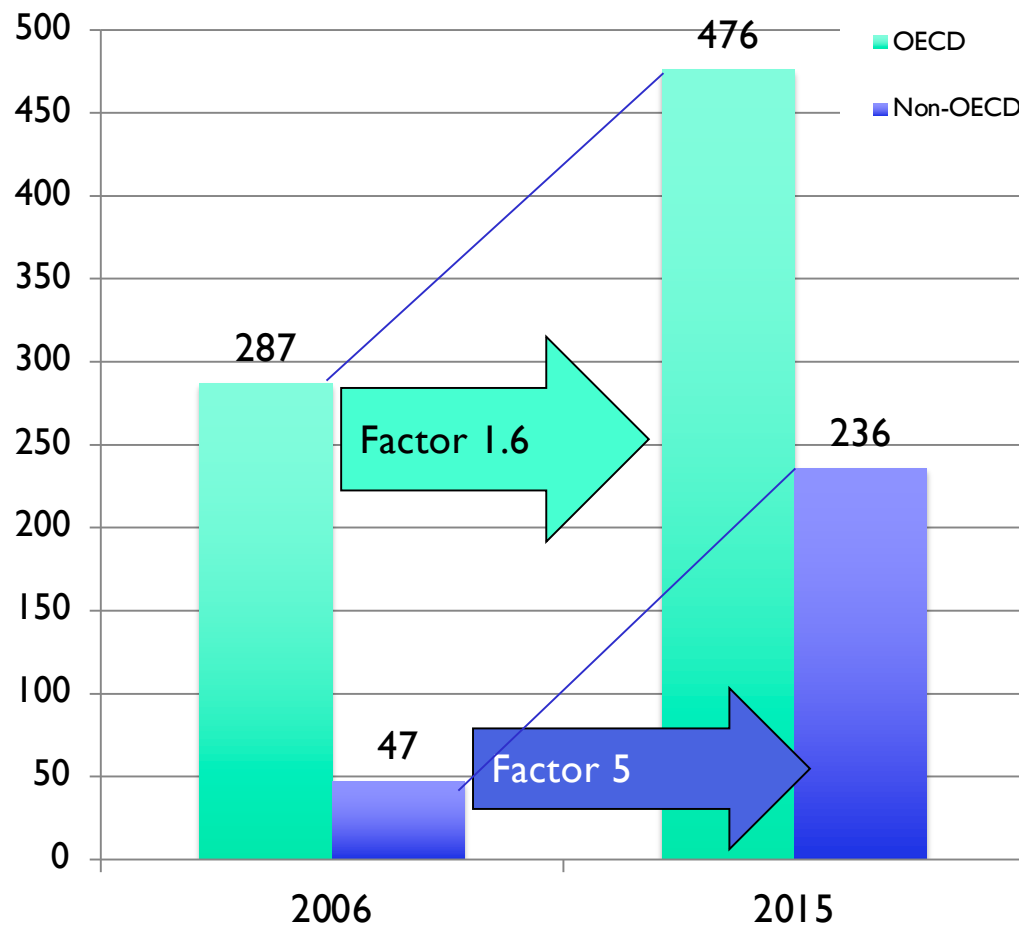
16 Institutional members, (+1) *Instituto Tecnológico de Santo Domingo (INTEC)*.



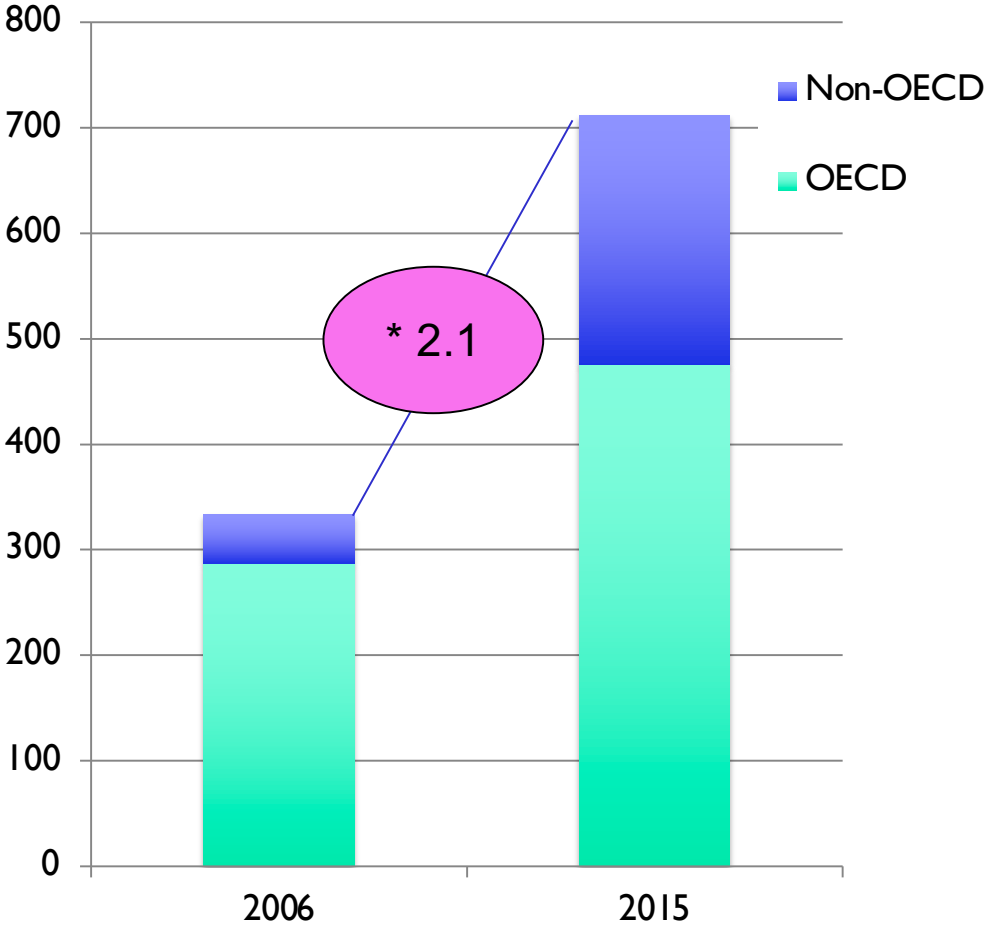
IIOA Membership as of 10 May 2015: 712 Persons, 71 Countries



IIOA Evolution: Decade 2006-2015



IIOA Evolution: Decade 2006-2015



How?

IIOA Operations

IIOA Systems



Members



EVO
S

IIOA Members Area

Email

Password

[Lost password](#)
[Become a member](#)

[IIOA Homepage](#)

COPASS

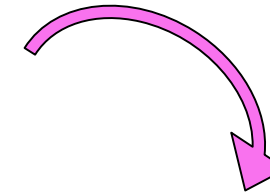
IIOA system for conference paper submissions.

Email

Password

[Lost password](#)
[Register now](#)

[IIOA Website](#)



CONFREG

Registration

Registration fee in US-Dollar

IIOA Membership Status	Payment before April 17	Payment after April 17
IIOA Members	260	360
Non-IIOA members	360	500
IIOA Member student	100	200
Accompanying persons	100	110

Remarks: Registration will close at the end of June 8. If not registered by then, your paper will not be included in the final program, and we will not accept the payment of registration fee after June 8.
Remarks: NO refund of registration fee will be issued after June 8, 2015, under any circumstances. For any cancellations received before June 8, 2015, some handling and transfer fees will be retained, if necessary.
Remarks: Authors with an accepted abstract that have not registered for the conference until June 8, 2015, must face the possibility to be removed from the final program.

The registration fee includes:

- Admission to all plenary and parallel sessions
- Conference materials (name tag, program, etc.)
- Coffee breaks (morning and afternoon) and lunches
- Welcome reception
- Conference dinner
- Excursion
- Certificate of participation
- Payment receipt

Registration / Login

Email

Password

[lost password](#)

PLEASE:

Keep your contact data updated!
(ESR mailing, Election ballots, Infos, ...)

Be aware of separate login!
(COPASS is also used by Non-Members!)

Use Members Area user name + password!

Mind the deadlines!

Do not confuse this with COPASS, which is for paper submission only!

Registration only completed with **payment!**

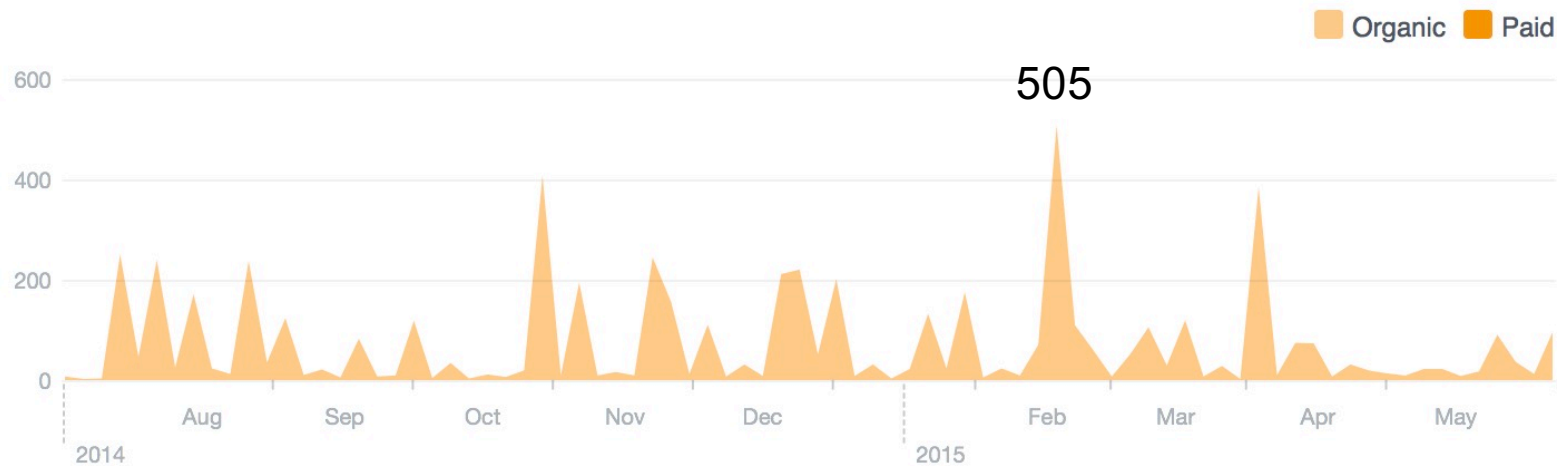
Mind the deadlines!

Facebook



Total Reach

The number of people who were served any activity from your Page including your posts, posts to your Page by other people, Page like ads, mentions and checkins.



BENCHMARK

Compare your average performance over time.

Organic

Paid

IIOA's **Average total reach** rose by 67% within the last 12 months.

Find us on Facebook!

Cool Articles

New Databases

ESR Impact Factor

International Input-Output Association
Non-Profit Organization

428 likes +4 this week
626 post reach this week

Reach People Nearby
Reach up to 1,200,000 people near Vienna
Promote Page

ABOUT

The International Input-Output Association (IIOA) is a scientific non-profit membership organisation founded in 1988. Its objective is the advancement of...

<http://www.iioa.org/>

PHOTOS

International Input-Output Association
Published by Christian Reynolds [?] · June 19 at 4:30am ·

Do you use GTAP, how about liking their facebook page?

GTAP Global Trade Analysis Project
Non-Profit Organization

519 Likes
5 talking about this

108 people reached

Muhammad Aamir Khan, Guadalupe Arce González and 2 others like this.

International Input-Output Association
Published by Christian Reynolds [?] · June 19 at 1:35am ·

The 2014 Impact Factor for Economic System Research is 3.605 and places the journal 10th of 332 journals in the Economics Category!

552 people reached

IIOA Council

IIOA Council Composition



			2013	2014	2015	2016	2017	2018
1	Dietzenbacher Erik	President						
2	Yang Cuihong	Vice-President						
3	Hubacek Klaus	Webmaster						
4	Joachim Guilhoto							
5	Lahr Michael	Vice-President						
6	Duarte Rosa							
7	Mahajan Sanjiv							
8	Steenge Albert							
9	Rueda-Cant. Jose	Head of School						
10	Inomata Satoshi							
11	Fritz Oliver	Secretary (app.)						
12	Paparella Christof	Treasurer (app.)						
13	Lenzen Manfred	Editor ESR (app.)						
14	Los Bart	Editor ESR (app.)						

Next Election 2015:
3 Council Members,
for 4 years term

Financial Report

IIOA Financials 2014



- For 2014, IIOA shows a **visible surplus** of US\$14,700.
- Main Reason: High Non-Members Surcharge from **Lisbon Conference**.
- **Royalties** increased slightly to over US\$ 38,000
- **Institutional Membership** contributions increased to over 12,000 after one years of slump.
- **Private Membership** contributions decreased below US\$10,000 as they come in waves and strongly increased in 2013.
- No **Legal advisory** costs.
- IT expenditures fell by 50% since website overhaul was completed.
- 11 **Travel Grants** triggered expected expenditures.
- Low **Council Travel** Costs of below US\$10,000.-

Revenues 2014



In US \$ of 31.12.	2011	2012	2013	2014	(Estimates)	
					2014	2015
Revenue						
Institutional Membership Contributions	17.935	15.196	10.828	12.307	12.000	12.000
Private Membership contributions	10.737	12.122	16.386	9.989	15.000	15.000
Interest	18	30	4	4	4	4
Richard Stone Prize Sponsoring	995	995	995	995	995	995
Royalties	38.372	39.459	36.589	38.239	36.500	38.800
Refund Montreal Conference	-	-	-	-	-	-
Refund Sendai Conference	-	-	-	-	-	-
NM Surcharge Istanbul Conference	-	-	-	-	-	-
NM Surcharge Seville Conference	-	-	-	-	-	-
NM Surcharge Sao Paulo Conference	-	-	-	-	-	-
NM Surcharge Sydney Conference	-	-	-	-	-	-
Revenues Alexandria Conference	48.449	-	-	-	-	-
NM Surcharge Bratislava Conference	-	4.275	-	-	-	-
NM Surcharge Kitakyushu Conference	-	-	15.959	-	-	-
NM Surcharge Lisbon Conference	-	-	-	9.037	5.000	-
NM Surcharge Mexico Conference	-	-	-	-	-	5.000
Total revenues	116.506	72.077	80.762	70.570	69.499	71.799

Private Membership Renewals

Institutional Membership

Royalties

Conference Revenues

Expenditures 2014

	2011	2012	2013	2014	(Estimates) 2014	
Expenditures						
Dissemination cost of the Journal	-	-	-	-	-	
Editorial Assistance & OD Services	2.264	-	8.554	6.974	7.000	EA -> OD Services
Mailings and Postage	12	33	10	20	50	
Auditing and elections	1.634	2.241	1.812	1.767	1.800	Auditing as expected
Lawyers fees	-	-	2.302	-	-	
Banking charges & Tax on interest accrued	590	639	633	702	700	Bank charges
Administration	1.651	1.777	3.237	1.942	1.000	
Equipment, software, telecommunication, homepage	6.262	5.494	12.538	5.037	6.300	Website back to normal
Council meetings, travel costs	8.263	14.027	17.859	9.592	18.000	
Fellows travel reimbursement	-	-	-	-	-	
Conferences						
Brussels	-	-	-	-	-	
Beijing	-	-	-	-	-	
Sendai	-	-	-	-	-	
Istanbul	-	-	-	-	-	
Seville	-	-	-	-	-	
Sao Paulo	-	-	-	-	-	
Sydney	- ^[12]	-	-	-	-	
Alexandria	111.106 ^[18]	-	-	-	-	
Bratislava	-	26.297	-	-	-	
Kitakyushu	-	-	26.252	-	-	
Lisbon	-	-	-	25.345	25.000	
Mexico	-	-	-	-	-	25.000
Awards (Leontief Prize/Richard Stone Prize)	2.042	1.922	2.356	2.062	2.000	2.000
ISIOA School	-	-	1.216	2.381	7.500	
<i>Total expenditures</i>	<i>133.823</i>	<i>52.429</i>	<i>76.768</i>	<i>55.823</i>	<i>69.350</i>	Efficient ISIOA
Surplus/Deficit	-17.316	19.648	3.994	14.747	149	
Assets as of December 31 ^[4]	140.310	159.958	163.951	178.698	164.100	Visible Surplus

Outlook 2015

	2011	2012	2013	2014	(Estimates) 2014	2015
Revenue						
Institutional Membership Contributions	17.935	15.196	10.828	12.307	12.000	12.000
Private Membership contributions	10.737	12.122	16.386	9.989	15.000	15.000
Interest	18	30	4	4	4	4
Richard Stone Prize Sponsoring	995	995	995	995	995	995
Royalties	38.372	39.459	36.589	38.239	36.500	38.800
Refund Montreal Conference	-	-	-	-	-	-
Refund Sendai Conference	-	-	-	-	-	-
NM Surcharge Istanbul Conference	-	-	-	-	-	-
NM Surcharge Seville Conference	-	-	-	-	-	-
NM Surcharge Sao Paulo Conference	-	-	-	-	-	-
NM Surcharge Sydney Conference	-	-	-	-	-	-
Revenues Alexandria Conference	48.449	-	-	-	-	-
NM Surcharge Bratislava Conference	-	4.275	-	-	-	-
NM Surcharge Kitakyushu Conference	-	-	15.959	-	-	-
NM Surcharge Lisbon Conference	-	-	-	9.037	5.000	-
NM Surcharge Mexico Conference	-	-	-	-	-	5.000
<i>Total revenues</i>	<i>116.506</i>	<i>72.077</i>	<i>80.762</i>	<i>70.570</i>	<i>69.499</i>	<i>71.799</i>
Expenditures						
Dissemination cost of the Journal	-	-	-	-	-	-
Editorial Assistance & OD Services	2.264	-	8.554	6.974	7.000	7.000
Mailings and Postage	12	33	10	20	50	50
Auditing and elections	1.634	2.241	1.812	1.767	1.800	1.800
Lawyers fees	-	-	2.302	-	-	-
Banking charges & Tax on interest accrued	590	639	633	702	700	700
Administration	1.651	1.777	3.237	1.942	1.000	2.000
Equipment, software, telecommunication, homepage	6.262	5.494	12.538	5.037	6.300	6.500
Council meetings, travel costs	8.263	14.027	17.859	9.592	18.000	17.000
Fellows travel reimbursement	-	-	-	-	-	-
Conferences						
Brussels	-	-	-	-	-	-
Beijing	-	-	-	-	-	-
Sendai	-	-	-	-	-	-
Istanbul	-	-	-	-	-	-
Seville	-	-	-	-	-	-
Sao Paulo	-	-	-	-	-	-
Sydney	- ^[12]	-	-	-	-	-
Alexandria	111.106 ^[18]	-	-	-	-	-
Bratislava	-	26.297	-	-	-	-
Kitakyushu	-	-	26.252	-	-	-
Lisbon	-	-	-	25.345	25.000	-
Mexico	-	-	-	-	-	25.000
Awards (Leontief Prize/Richard Stone Prize)	2.042	1.922	2.356	2.062	2.000	2.000
ISIOA School	-	-	1.216	2.381	7.500	7.500
<i>Total expenditures</i>	<i>133.823</i>	<i>52.429</i>	<i>76.768</i>	<i>55.823</i>	<i>69.350</i>	<i>69.550</i>
Surplus/Deficit	-17.316	19.648	3.994	14.747	149	2.249
Assets as of December 31 ^[4]	140.310	159.958	163.951	178.698	164.100	180.947

Conservative estimates

INSMEM steady

Private members
will pay arrears

Conservative
Conf. revenues

Auditing: normal

IT regular level

Remote
Conference
location

17 travel grants

ISIOA Max.

Slight surplus

Economic Systems Research

Table 1. Overview of submissions and their status (as of 1 January 2015)

	Number of submissions				
	2010	2011	2012	2013	2014
Rejected directly by the editors	16	25	33	37	33
Rejected because of referee reports	32	24	28	17	15
Currently with the referees	0	3	6	9	12
Currently with the author(s) for revision	15	12	13	16	18
Accepted for publication	29	28	21	9	2
Special issues	7	6	5	8	7
Total	99	96	106	96	87
Rejection rate (%) ^a	52	54	60	61	60
Acceptance rate (%) ^a	32	31	21	10	3
Remainder (%) ^a	16	17	19	28	38

^a Percentages are based only on ordinary submissions, i.e. excluding the contributions to special issues. The remainder consists of submissions with the referees or with the author(s) for revision.

2014 Impact Factor: 3.6

ESR = #10, right after American Economic Review!

ISIIOA School



**The International School of
Input-Output Analysis**
5th Edition
Mexico DF, Mexico - 2015

A bit of history



- a) Training sessions in Sydney (AUS) (2010)
- b) **First** Edition in Alexandria (USA) (2011)
- c) Training sessions in Leiria (POR) (2012)
- d) **Second** Edition in Bratislava (SVK) (2012)
- e) Training sessions in Seville (ESP) (2013)
- f) **Third** Edition in Kitakyushu (JPN) (2013)
- g) ***Fourth*** Edition in Lisbon (POR) (2014)
- h) ***Fifth*** Edition in Mexico DF (MEX) (2015)



Historical Results



	First 2011	Second 2012	Third 2013	Fourth 2014
	Alexandria	Bratislava	Kitakyushu	Lisbon
Nr modules	3	3	5	5
Nr participants	44	64	52	90
Nr certificates	3	5	9	9
Overall satisfaction				
a) module	8.8	8.2	8.8	8.4
b) lecturers	9.0	8.2	9.1	8.8

Alexandria

J. Murray (MRIO); S.Santos (SAMs); S.Mahajan (SUTs)

Bratislava

C.Lager/H. Kurz (History); K.Kratena (Econometric IO); J. Sixta (SIOTs)

Kitakyushu

J. Beutel (Updating); A.Aguiar (GTAP); T. Wiedmann (Env IO);
E. Haddad (AGE); G. Hewings/N. Yamano (REAL)

Lisbon

S.Lutter (MFA); Y. Okuyama (Disasters); S. Suh (Env. LCA);
M.A.Cardenete/A.I.Guerra (AGE); J. Rodrigues (Uncertainty)

Modules 5th Edition - 2015



1. World Input-Output Database

Erik Dietzenbacher and Bart Los

2. New revised version of the UN Handbook on Supply, Use and Input-Output Tables

Sanjiv Mahajan (UK Office for National Statistics)

3. Input-Output Visualisation (in Spanish)

Valentis Solis (UNAM)

4. The How and Why of Sub-national Multiregional Input-Output Accounting

Michael L. Lahr and Joao Rodrigues

5. The OECD Trade in Value added Database (TiVA)

Nadim Ahmad, Norihiko Yamano (OECD)



Organisation



Step 1: Attendance to the modules

Step 2: Assignment to be submitted before Dec 201X

- *Scientific paper*
- *Application/exercises*
- *Other similar options*

Step 3: Revision and comments from lecturers (Jan 201X+1)

Step 4: Submission of revised version (Mar 201X+1)

Step 5: Decision on the Module Certificate (May 201X+1)



Results of Lisbon, 2014

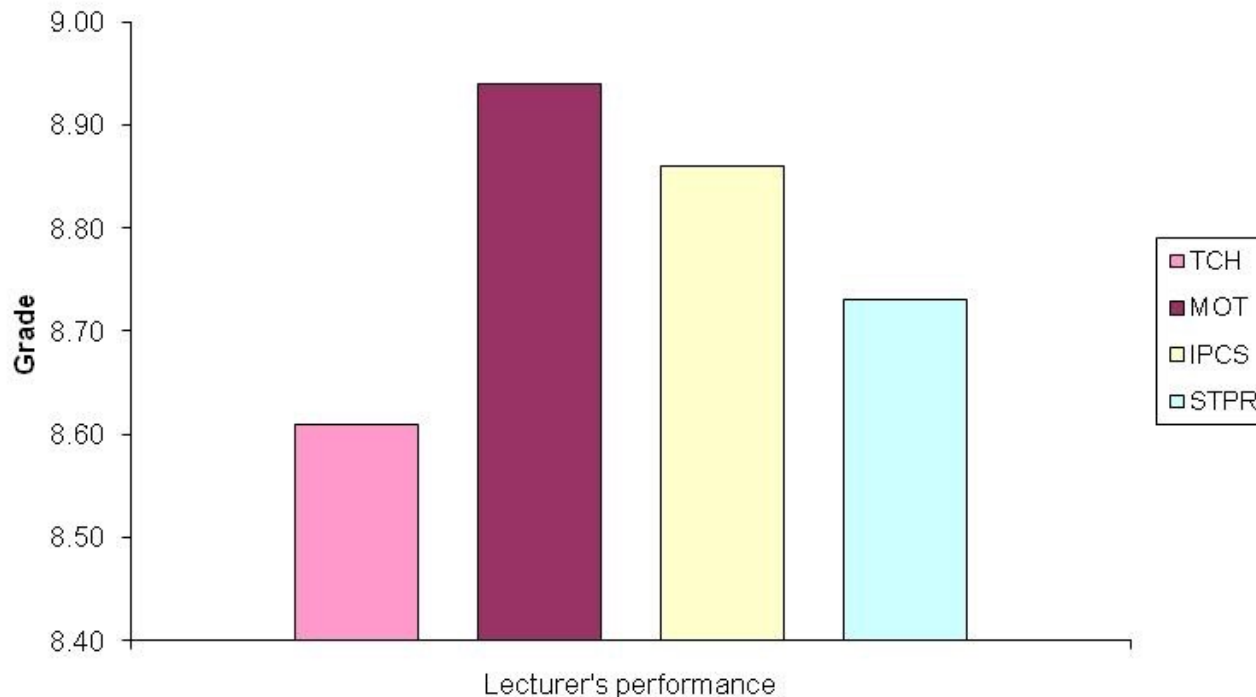


Table 1.- Attendance and overall grade of the course

	Participants
Number of surveyed participants	82
Overall degree of satisfaction about the sessions (max. 10)	8.41

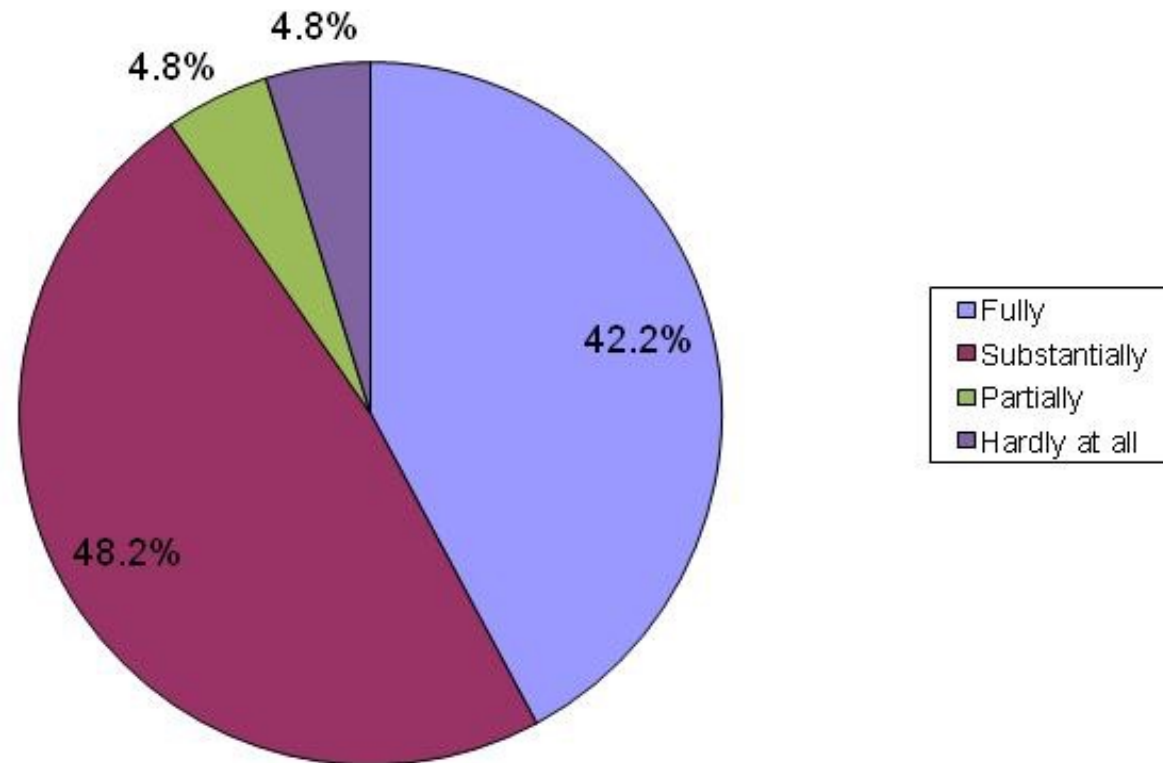
Source: II

Lecturer's performance




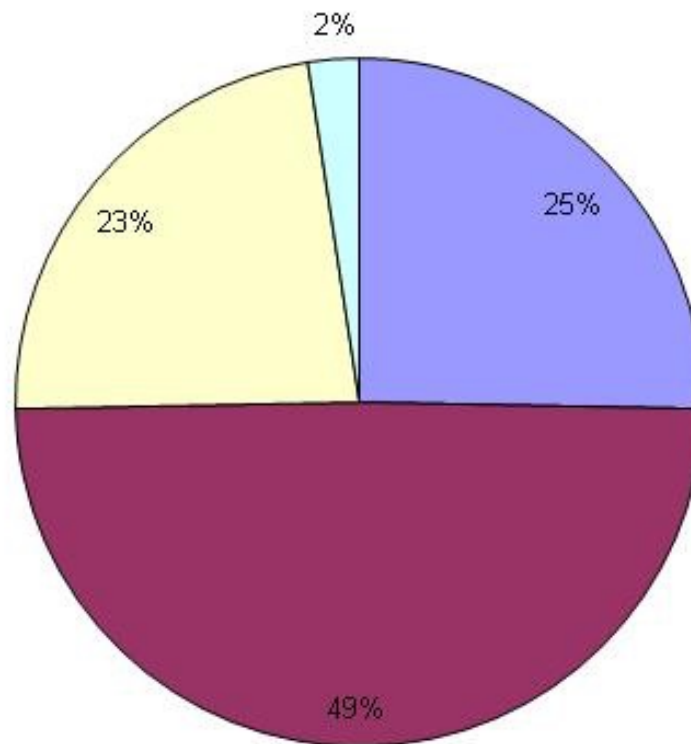
Results of Lisbon, 2014

Achievement of learning objectives



Results of Lisbon, 2014

Benefit from the new acquired skill



UN Handbook

Background

- Need to update present version *Handbook on Input-Output Compilation and Analysis* (1999).
- Process initially started in 2010 but got postponed.
- Formally started by UNSD in January 2013.
- Editorial Board in place (April 2013)
 - 12 Members plus UNSD
 - Mix of members from different continents, academia, NSOs, etc.
 - **Nine members of IIOA. including some IIOA Council Members.**
 - Chief Editor – Sanjiv Mahajan
- Way of working
 - Team effort – authors of each chapter.
 - Sanjiv Mahajan and Joerg Beutel produce standardised tables, etc.
 - Teleconferences and emails.
 - Meeting in New York.
 - Various progress reports along the way.

Title

“UN Handbook on Supply, Use and Input-Output Tables with Extensions and Applications”

Summary of aims

- Consistency with SNA 2008, BPM 6, SEEA and ISIC Revision 4.
- Focus on the evolution of SUTs.
- Recommend guidelines / best practice and acceptable alternatives.
- Integration theme
 - SUTs produced at the heart / core of National Accounts.
 - SUTs in CP and PYPs alongside IOTs, PSUTs and PIOTs.
- Focus on use of General Statistical Business Process Model.
- Minimal overlap with other Handbooks / Manuals, e.g. Globalisation.
- Terminology improvements, e.g. no use of “symmetric”

Structure of the Handbook

- Part A Overview
- Part B Designing, building, compiling and disseminating Supply and Use and Input-Output tables
- Part C Extensions and Applications
- 21 chapters.
- Will have various parts: printed copy; electronic PDF; a Primer (50 page summary version) and an Excel Workbook containing all tables and figures.

Way forward

- 20 of the 21 chapters written.
- Global consultation – around August/September 2015.
- Incorporation of feedback.
- Submission to UN Statistical Commission Feb/Mar 2016.
- Publication early - 2016.



Any questions?

Sanjiv Mahajan

Head of International Strategy and Coordination

Office for National Statistics (UK)

sanjiv.mahajan@ons.gov.uk

Conferences

2015 IIOA Conference Mexico City



- ca. 350 participants (excl. accompanying persons):
 - = increase in participation by over + 50%
- ca. 45 countries
 - = increase in participation by over + 25%
- Of the participants:
 - ca. 57% are IIOA Members
 - ca. 30% are students
 - ca. 33% are women
 - ca. 30% paid registration on the last 2 days before

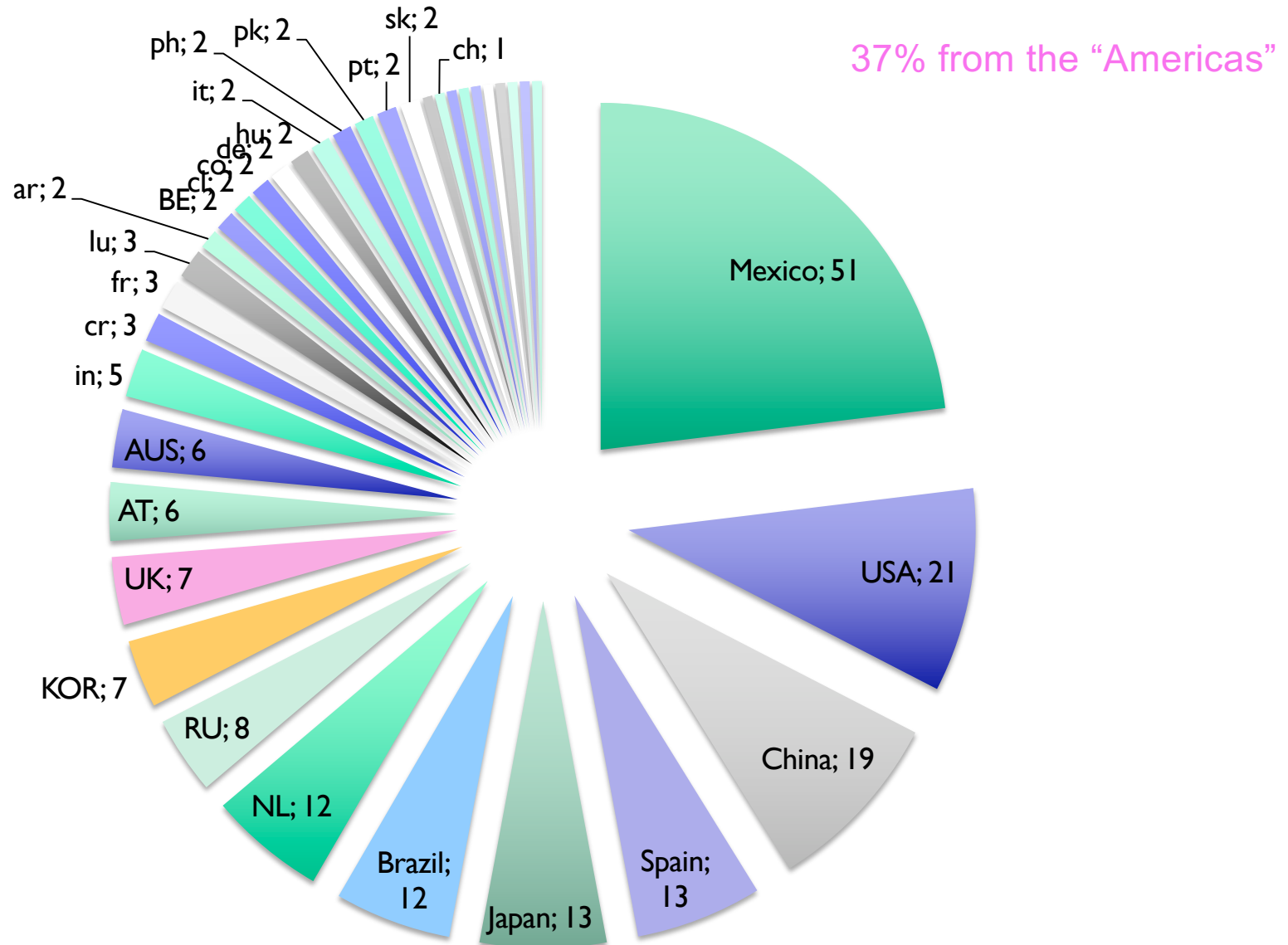
2015 IIOA Conference Mexico City



274 Sign-ups, resulting in:	(2014 Data)
221 Participants from 37 countries of which:	(312)
63% are IIOA Members	(57%)
24% are students	(30%)
37% Early Bird Registrations	
19% signed up in the last 2 days of Early-Bird rates	(30%)
39% Female participation rate	(30%)

➤ 72 Non-Members are now entitled to a free 2-year membership!

2015 Conference Participants by country of origin



2016 IIOA Conference



24th IIOA Conference in Korea

INTERNATIONAL INPUT- OUTPUT ASSOCIATION

Linking Forward.