



General Assembly 2023

Welcome!

Agenda



● Opening Address	(Sanjiv)	5 min
● IIOA Activities	(Chris)	20 min
❖ Membership Overview		
❖ Financial Report and Budget Outlook		
❖ IIOA Operations & Systems		
● IIOA Council	(Oliver)	5 min
● Communication Channels	(Vinicius)	5 min
● IO Historic Archive	(Rossella)	5 min
● IIOA Conference 2023	(Chris, José, Giorgio)	10 min
● Economic Systems Research	(Rosa)	10 min
● International School of Input-Output (ISIOA)	(Luis)	10 min
● Webinars	(Kuishuang)	10 min
● Prizes: Leontief Prize, Sir Richard Stone Prize	(Oliver/Shigemi)	5 min
● Partner Organization's Events	(Satoshi)	5 min

Presidential Address

Overview



Back on the road of physical **annual IIOA Conferences**:

- 2022 Langkawi Island, Malaysia
- 2023 Alghero, Sardinia, Italy

Special thank you to Giorgio (LOC Chair) and Jose (SPC Chair) and their Teams.

IIOA contract with Taylor and Francis covering the **Economic Systems Research** Journal:

- Contract negotiations complete and signed.
- Most critical backbone of funding to the IIOA – securing the future of the IIOA and ESR.
- Significant improvements achieved including key retention of “subscription” model.
- Increase in royalties and annual increases to Editors fees.
- New Associate Editor role to support Editors and partial funding agreed.
- Retention of print paper copy and not just online only.
- Numerous improvements, and reduction of risk, in the contract benefiting the IIOA.

Overview



International School of Input-Output Analysis (ISIOA)

- Now in its 11th year with five modules and over 100 attendees this year.

Other activities - Newsletter, Webinars, Historical Archives et al continue as business as usual, you will hear more about today.

For information:

- New 2025 SNA, BPM 7 and ISIC Revision 5, CPC et al coming in next few years.
- All of which will impact on SUTs, IOTs and related products.

Overall, the position of the IIOA is healthy, vibrant and growing with now around 800 members.

However, we continue to improve – there are issues to address and opportunities to embrace.

If members would like more information or have ideas for improvement, please contact:

Sanjiv.mahajan@ons.gov.uk

IIOA Membership

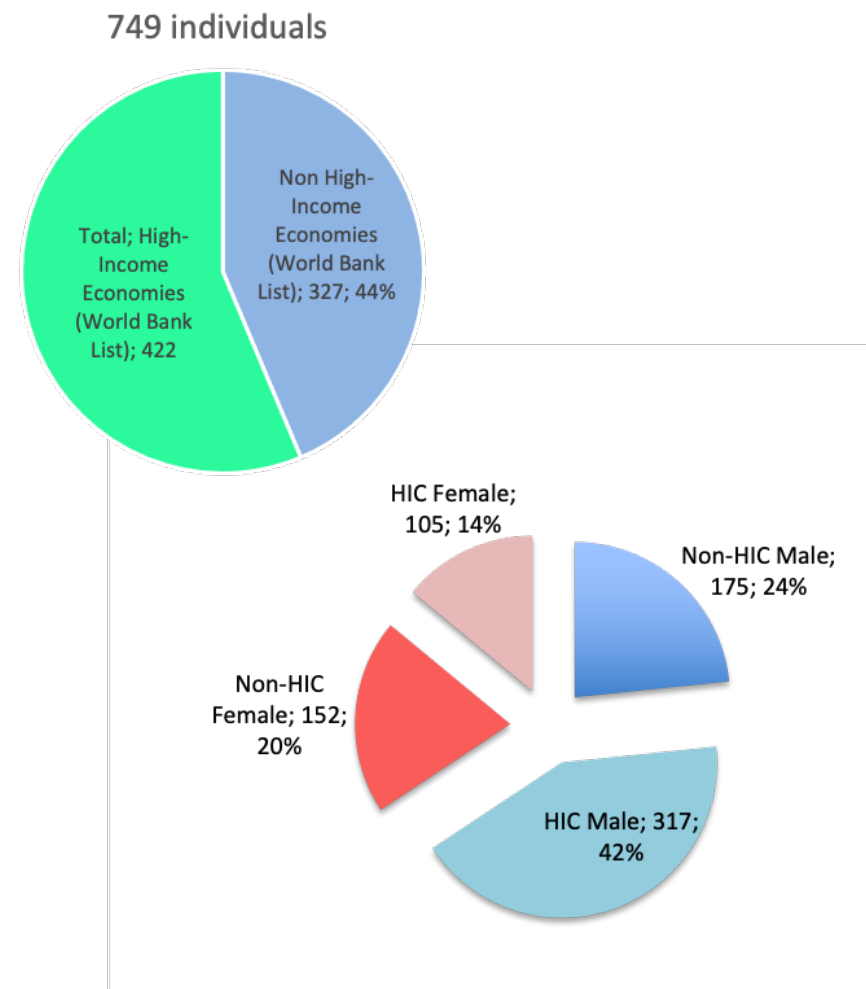
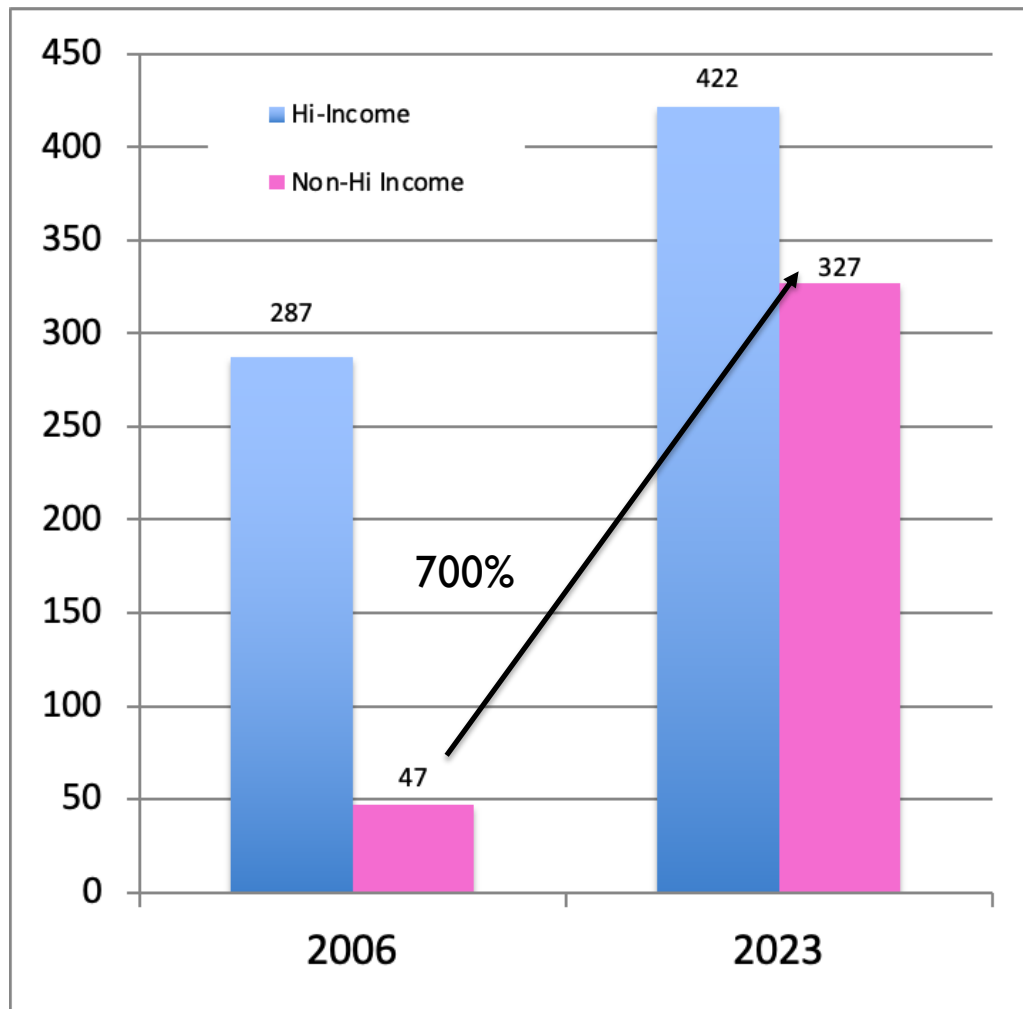
IIOA Membership 2023

as of 26th June 2023






















749 Individuals, **19** Institutional members.
+ ca. 100 free-memberships from Alghero Conference

Newest: Carbon Emission Accounts and Datasets (CEADs), Tsinghua University



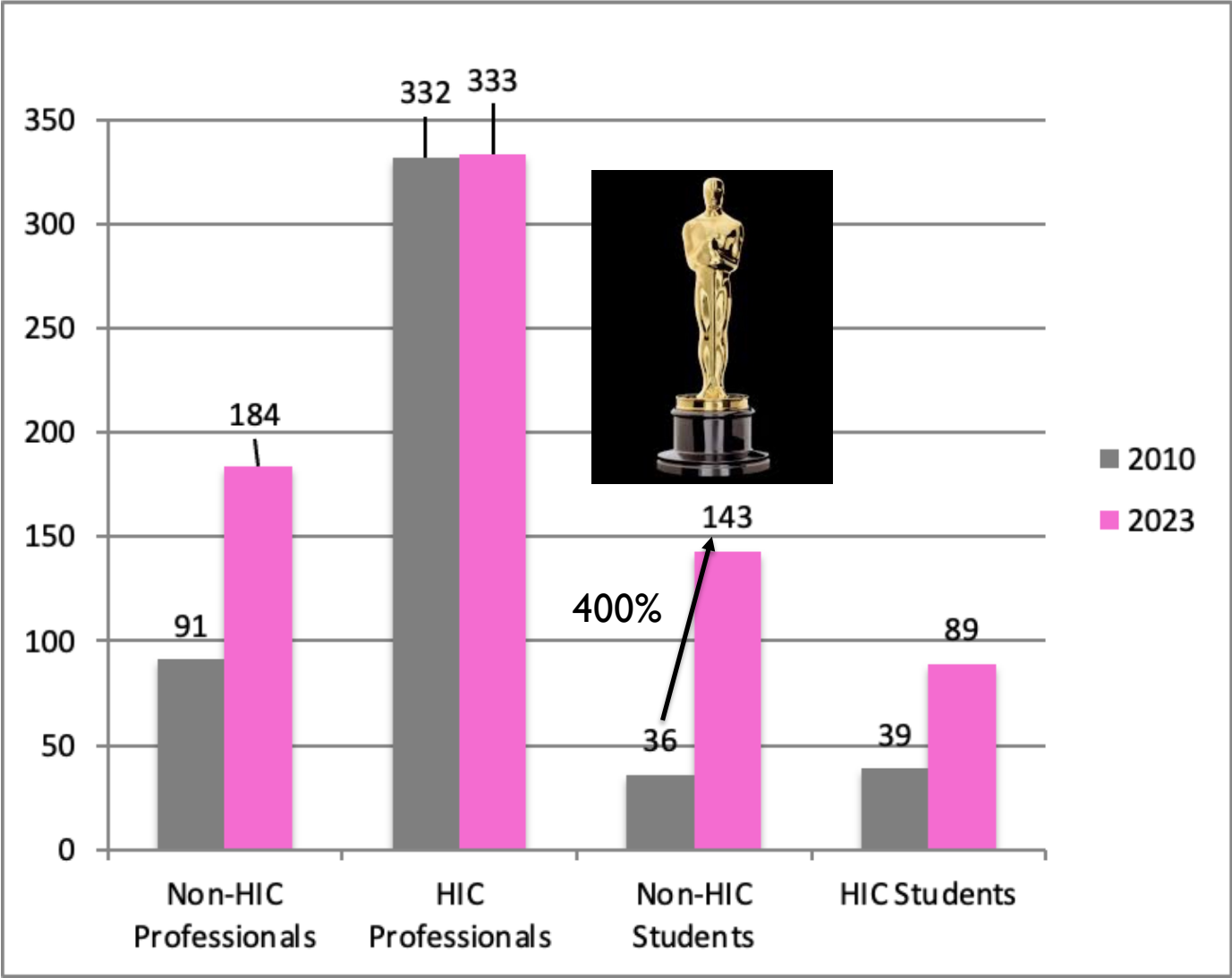
Institutional Members 2023



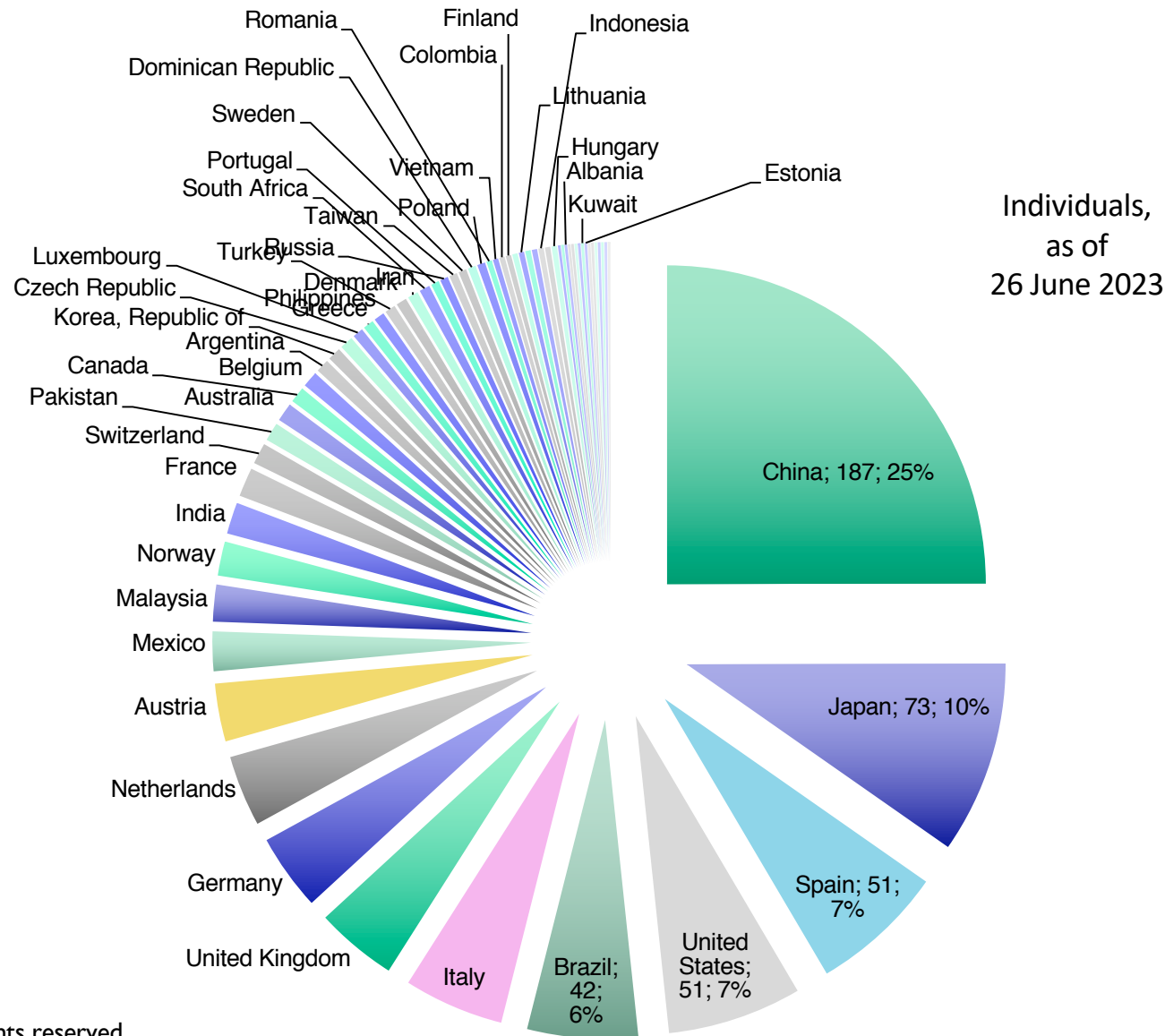
Institution			
AUSTRALIAN BUREAU OF STATISTICS Website: http://www.abs.gov.au			
BANK OF KOREA Website: http://www.bok.or.kr/eng/engMain.action			
CEADs - Tsinghua University Website: https://ceads.net/			
CESAR Website: http://www.cesarecon.at			
DANMARKS STATISTIK Website: http://www.dst.dk/en.aspx			
EUROSTAT Statistical Office of the European Communities Website: http://epp.eurostat.ec.europa.eu			
FEDERAL STATISTICAL OFFICE OF GERMANY Website: https://www.destatis.de			
STATISTICS Website: http://www.ons.gov.uk			
Taiwan Association of Input-Output Studies (TAIOS) Website: http://www.taios.org.tw			
		WIFO Austria Website: http://www.wifo.ac.at	

IIOA Membership 2010 and 2023

Members by Country Group and Activity



IIOA Membership as of 26 June 2023: 749 Persons, 63 Countries

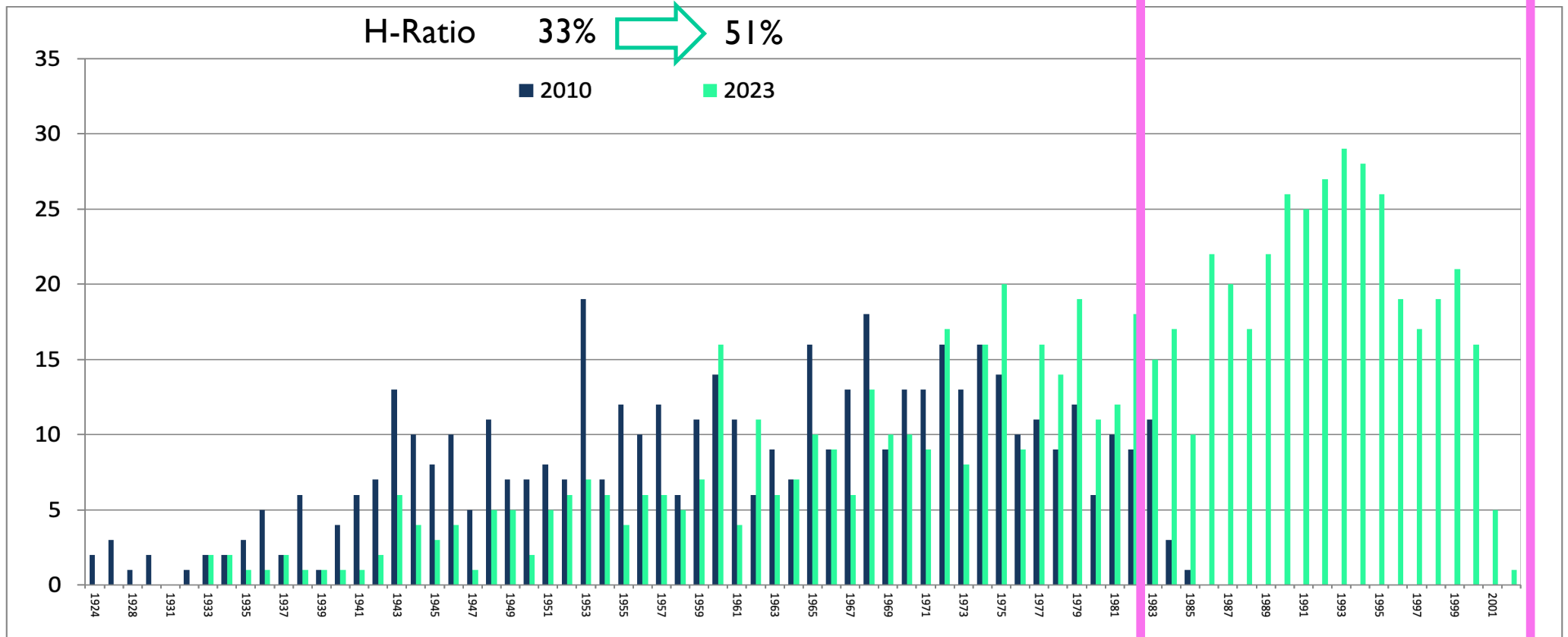


„Hewings Ratio“

Percentage of IIOA Members aged 40 and below



51% of IIOA Members born 1983 or later.



Financial Report

IIOA Financials 2022



- For 2022, IIOA shows a **surplus** of ca. US\$ 15,000.
- **Royalties** increase to their all-time high of US\$ 51,700.
- **Institutional Membership** contributions remains high at US\$ 18,000.
- **Private Membership** contributions constant at US\$ 15,700.
- **ESR Editorial Work** continues to be routed through IIOA books: income and expenditure of IIOA higher by US\$ 20,000 p.a. than in earlier years.
- Expenditure on **Audits**, on **Legal Advisory** regarding IP-protection, freelance support contract for the IO Archiving Project: US\$ 2,800.
- **Conference NMSC** was donated to conference-LOC staff as a bonus, given that the conference just reached break-even point.
- **ISIOA** expenditures manifest in Webinar costs (part of IT/Webdesign) and trainer hotel grants
- **IT Expenditures** with US\$ 12,000.- above expected levels: webinar lectures, MS-Teams Council Meetings. Enhancement and integration of IIOA systems, arrears from 2021 pandemic year.
- **Prizes and Awards:** only Flash Session Award level US\$ 600. No Leontief Prize awarded. 13

Revenues

PRIV-Mem & INSMEM stay strong

International Input-Output Association (IIOA): Financial Report 2018 – 2022, Estimates for 2022-2023

In US \$ of 31.12.	actual					Estimates	
	2018	2019	2020	2021	2022	2022	2023
Revenue							
Institutional Membership Contributions	13.370	13.545	14.250	19.511	18.056	15.000	15.700
Private Membership contributions	15.215	13.476	11.140	15.935	15.706	14.000	14.200
Interest	504	1.094	197	120	273	200	300
Sponsoring of Editorial Works by T&F	40.000 ^{pro}	20.000	20.000	20.000	20.000	20.000	20.000
Richard Stone/REAL Prize Sponsoring	1.260	1.260	960	960	1.596	1.300	1.300
Royalties	35.882	47.029	49.051	48.757	51.781	48.000	46.500
NM Surcharge Seoul Conference	-	-	-	-	-	-	-
Revenues AC Conference	-	-	-	-	-	-	-
NM Surcharge Juiz de Fora Conference	4.821	-	-	-	-	-	-
NM Glasgow Conference	-	10.302	-	-	-	-	-
NM Langkawi Conference	-	-	-	-	0	1.600	-
NM Alghero Conference	-	-	-	-	-	-	-
Total revenues	111.053	106.705	95.597	105.283	107.412	100.100	98.000

Editorial Works Sponsoring

Royalties increased further

Non-Members Surcharge in 2021 donated to conference staff

Expenditures



International Input-Output Association (IIOA): Financial Report 2018 – 2022, Estimates for 2022-2023

In US \$ of 31.12.	actual					Estimates	
	2018	2019	2020	2021	2022	2022	2023
Expenditures							
Dissemination/Editorial expenses for the Journal	24.943 ^{P11}	28.033	20.002	20.062	19.994	20.000	20.000
OD Services	7.000	7.077	7.548	7.052	7.020	7.000	7.000
Mailings and Postage	13	6	0	4	0	10	10
Auditing and elections	1.903	1.901	0	3.790	1.938	1.600	1.600
Lawyers fees	-	-	-	1.369	1.613	1.500	1.500
Banking charges & Tax on interest accrued	643	917	577	1.341	1.178	2.000	2.000
Administration	1.535	1.704	1.895	2.313	2.087	4.500	4.500
Equipment, software, telecommunication, homepage	10.389	17.685	7.436	4.955	12.160	10.000	10.500
Council meetings, travel costs	9.593	3.609	0	0	10.152	14.000	10.000
Fellows travel reimbursement	-	-	-	-	-	-	-
Conferences & Grants							
Atlantic City	-	-	-	-	-	-	-
Juiz de Fora	27.003	-	-	-	-	-	-
Glasgow	1.924	31.734	-	-	-	-	-
Langkawi	-	-	-	-	30.957	45.000	-
Alghero	-	-	-	-	-	-	35.000
Awards (Leontief/Richard Stone/Fellows Prize)	3.501	1.965	1.043	1.000	655	1.000	2.600
ISIOA School	896	777	510	-	144	3.000	2.000
IIOA Archiving Project	-	-	-	-	4.637	5.000	5.000
Total expenditures	89.343	95.406	39.011	41.887	92.536	114.610	101.710
Surplus/Deficit	21.710	11.299	56.586	63.396	14.876	-14.510	-3.710
Assets as of December 31 ⁽⁴⁾	202.294	211.622	278.371	341.767	356.643	327.257	352.933

- ESR Editors remuneration
- OD constant
- Auditing back to normal
- Legal: IP for Archives, T&F neg
- Telco, Webinars, Conference, IT-Dev
- Council travel
- Travel grants
- Archives Project
- „Comfy“ Surplus
- Asset base steady

Outlook on Finances 2023

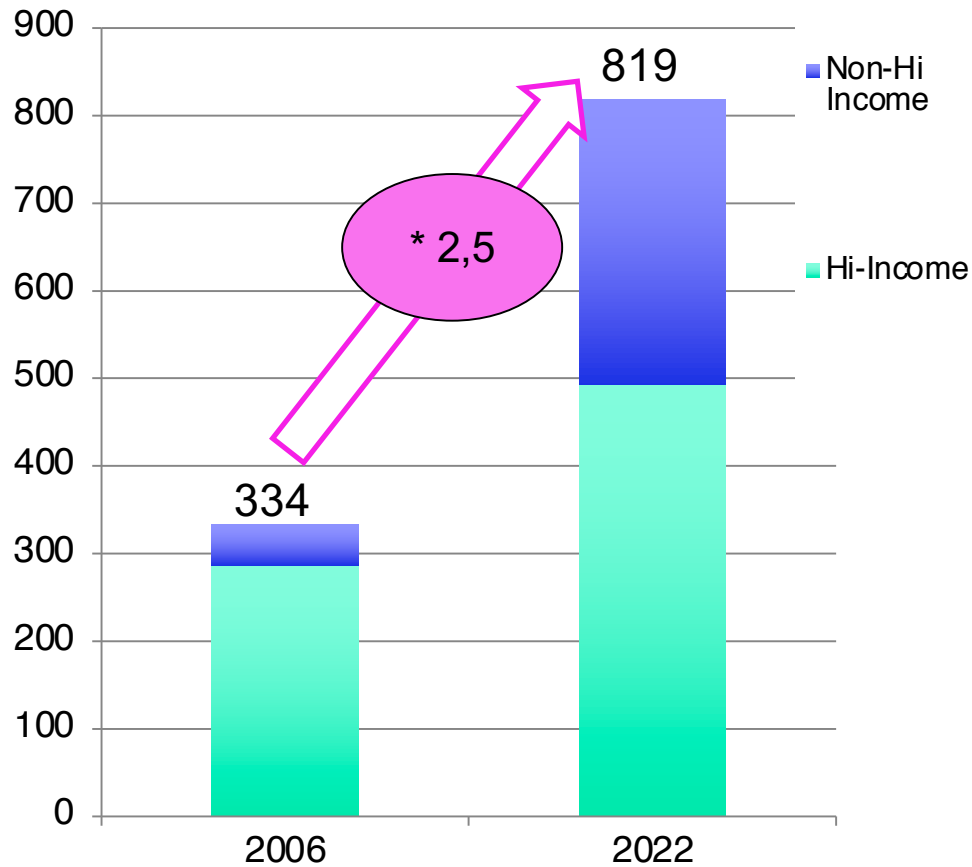


- Contract with Editing House signed! **Royalties** are estimated to remain at average of past 5 years: US\$ 46,500.
- We predict no **Non-Members Surcharge** Contribution from Alghero Conference of max. Provision made: In case the conference runs a deficit, IIOA supports the LOC financially.
- **Private and Institutional Membership** contributions estimated at average of past years.
- **Travel grants** to engage young scholars will remain high, and cooperation with YSI Programme: joint grants will continue! THANK YOU, YSI!!
- **Administration Costs:** will stay constant.
- **IT Costs:** expected at 5-year average of US\$10,500. We are a digital enterprise! It includes US\$ 3,000 for the lock-in of three cheap **WHOVA subscriptions** for the next 3 conferences.
- **IO Archive** database project and management will continue: Provision of US\$ 5,000.
- Based on **conservative estimates** we expect a **deficit** of around **US\$ 3,700**. It implies **giving back money** to the IIOA Members' community.

IIOA Operations & Systems

IIOA Evolution

How to run the IIOA family?



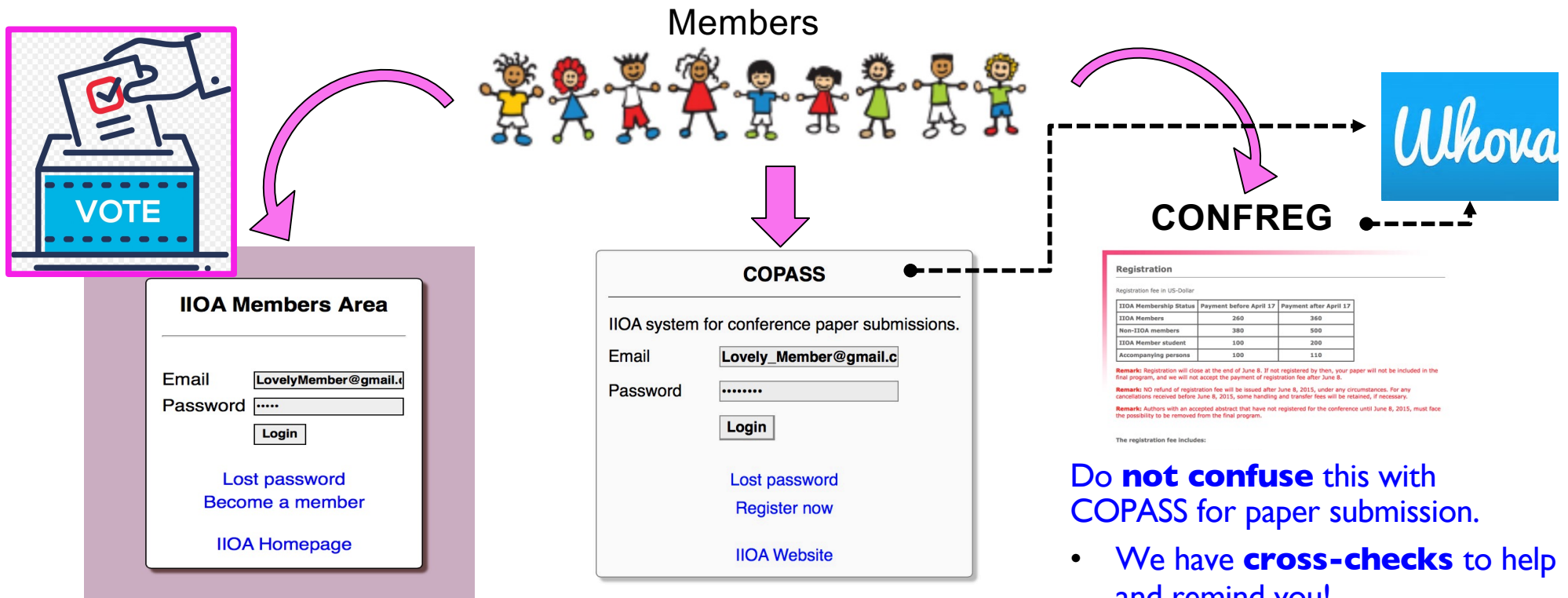
We can't do
handwritten
"Extrawürstel"!

Persons in
day-to-day IIOA
operations



Digitalization of Operations.

IIOA Systems



PLEASE:

- Keep your contact data updated!
- ESR mailing, Election ballots, Infos, ...
- Next election is **THIS YEAR!**

- Be aware of separate login: COPASS is also used by Non-Members!
- Use Members Area user name + password!
- Mind the deadlines!

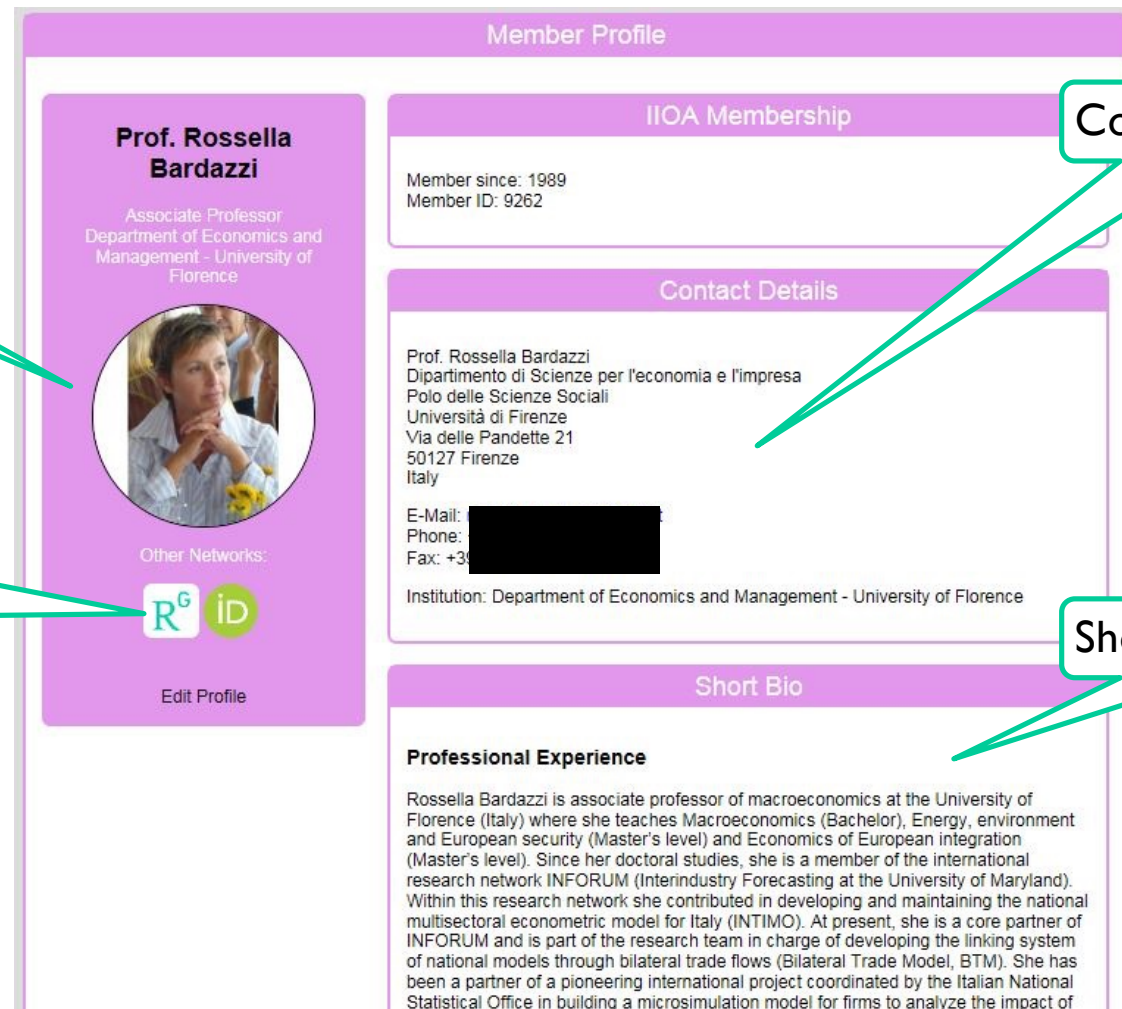
Do **not confuse** this with COPASS for paper submission.

- We have **cross-checks** to help and remind you!
- Use COPASS user name + password! The **system tries to recognize you**; if you are in COPASS – pulls its data!
- Registration only completed with **payment!** Mind the deadlines!

Members Area Profiles

- **Intuitive** look & feel ...

Home My Profile New Message Search members Logout



Member Profile

Prof. Rossella Bardazzi
Associate Professor
Department of Economics and Management - University of Florence

IIOA Membership
Member since: 1989
Member ID: 9262

Contact Details
Prof. Rossella Bardazzi
Dipartimento di Scienze per l'economia e l'impresa
Polo delle Scienze Sociali
Università di Firenze
Via delle Pandette 21
50127 Firenze
Italy
E-Mail: [REDACTED]
Phone: [REDACTED]
Fax: +39 [REDACTED]
Institution: Department of Economics and Management - University of Florence

Short Bio
Professional Experience
Rossella Bardazzi is associate professor of macroeconomics at the University of Florence (Italy) where she teaches Macroeconomics (Bachelor), Energy, environment and European security (Master's level) and Economics of European integration (Master's level). Since her doctoral studies, she is a member of the international research network INFORUM (Interindustry Forecasting at the University of Maryland). Within this research network she contributed in developing and maintaining the national multisectoral econometric model for Italy (INTIMO). At present, she is a core partner of INFORUM and is part of the research team in charge of developing the linking system of national models through bilateral trade flows (Bilateral Trade Model, BTM). She has been a partner of a pioneering international project coordinated by the Italian National Statistical Office in building a microsimulation model for firms to analyze the impact of

Profile picture

Links to Social Networks and Researcher Databases

Contact details

Short Bio

New Members Area



Short Bio

Professional Experience

Business Process Engineering, Program and project management, CIO advisory, test management, requirements definition, custom developments, roll outs, technical documentation, quality management transformation. Industry experience: Oil & Gas, Retail & Distribution, Telecommunications, Pharmaceuticals, Government, NGOs, Multilateral Development Banks.

Areas of Research

National accounting methods and data compilation.
Data processing systems design.
Quality Management Processes.

Extra-Curricular Activities

Music: piano, jazz guitar.
Sports: tennis, table tennis, indoor soccer.

Looking for

IIOA Members interested in IIOA Council activities.

Activities

Vision Statement

Your IIOA Conference Papers, with hyperlinks for quick access!

Vision Statement

IIOA is a global family of over 700 researchers. Making this community grow and collaborate efficiently is a great honour and wonderful task.

Contributions to IIOA Conferences

19th IIOA Conference ALEXANDRIA

The measurement of productivity: contributions to the analysis from IO economics
Role: Author
Download: [Abstract](#), [Paper](#)

23rd IIOA Conference in MEXICO CITY

Modelling bilateral international trade flows. The INFORUM Legacy
Role: Author
Download: [Abstract](#)

CONFREG: Customized Conference Invoice



The Conference
Organizers
Keynote Speakers
Call for Papers
Paper submission using COPASS
Important Dates
Conference Program
Young Researchers Event
Int. School of IOA

Registration / Login

Email:
Password:
 [Lost password](#)

IIOA Members: please login with your email and password that you use for the IIOA Members Area.
COPASS Members: please ...
Not an IIOA/COPASS Member: if you have not yet d...

Personal data
[Change password](#)
[Change personal data](#)

Registration Fee

Payment

Identified as IIOA member.

You are registered to the 25th IIOA Conference

Your payment: 18/May/2017 1.00 USD - [Download Invoice](#)

Add all details that you need in the invoice!

INTERNATIONAL INPUT-OUTPUT ASSOCIATION
INTERNATIONAL INPUT-OUTPUT ASSOCIATION
1170 Vienna, Austria
www.iioa.org Email: iioa@iioa.org
President: Dr. International Input-Output Association
Executive Secretary: Dr. International Input-Output Association
Secretary: Dr. International Input-Output Association

Certificate of attendance and payment
25th IIOA Conference in ATLANTIC CITY, USA
The IIOA hereby certifies your participation in our 25th IIOA Conference in ATLANTIC CITY, USA, June 18-20, 2017. Your registration payment of USD 1.00 has been received by the local organizers.

We are glad about your active role in the development of IO research and analysis.

Please visit our website iioa.org/conferences2017 where you will find all information on this year's conference.

With kind regards yours truly,

Model Lohn
MODEL LOHN
IIOA Treasurer

Vienna, May 18, 2017
Our Ref. No.: 07153/089




DVR: 0658511
ZVR: 914038740

INTERNATIONAL INPUT-OUTPUT ASSOCIATION

Urbangasse 16/19, A-1170 Vienna, Austria
Web: www.iioa.org Email: admin@iioa.org

President: Erik Dietzenbacher Vice Presidents: Cuihong Yang, Michael Lahr
Executive Secretary: Oliver Fritz Treasurer: Christof Paparella
Editors of the Journal: Manfred Lenzen, Bart Los



IIOA
www.iioa.org

Cristina Sarasa
Department of Economic Analysis,
University of Zaragoza,
C/ Gran Vía 2, 50005
Zaragoza (Spain)
Spain

Recipient, exactly as
you need it.
(VAT Numbers, etc.)

Document ID

Vienna, June 24, 2017
Our Ref. No.: 8/845/1506

Certificate + invoice

Certificate of participation and invoice 25th IIOA Conference in ATLANTIC CITY

Conference Details

The IIOA herewith confirms your participation at our 25th IIOA Conference in ATLANTIC CITY, June 19, 2017 - June 23, 2017. Your registration payment of USD 385.00 has been received by the local organizers on April 21, 2017.

We are glad about your active role in the development of IO research and analysis. Your presentation on the following has been highly appreciated:

1.) Cristina Sarasa. "Can a combination of efficiency initiatives give us "good" rebound effects?". Presented on June 22, 2017, 09:00-10:30 hours in Parallel Session 6 in Atlantic Ballroom 4 chaired by Kakali MUKHOPADHYAY on the topic (6.3) Energy Input-Output Modeling (2).

2.) Cristina Sarasa, Rosa DUARTE, Julio Sánchez Chóliz. "GHG emissions-reduction targets applied to Spain: A dynamic approach for the climate change road to Paris agreement". Presented on June 20, 2017, 16:30-18:30 hours in Parallel Session 3 in Atlantic Ballroom B chaired by Rosa DUARTE on the topic (3.5) Designing of Energy Policies with I-O.

Please visit our website <https://www.iioa.org/conferences/25th/> where you find all information on this year's conference

With kind regards yours truly,

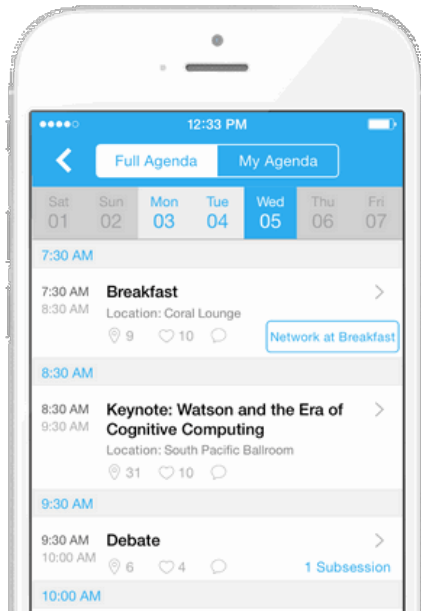
Price you paid

Your papers precisely
listed with
presentation date, time
and place!

Signatures of the
organizers



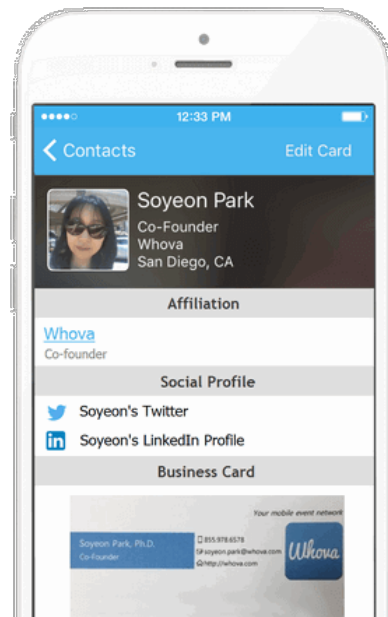
Conference App



- Personal Agenda, personalized experience
- Interactive Maps, never get lost
- Document sharing, for slides and handouts
- Note-taking, anywhere, search in one place
- Splash pages, design it for your event branding
- Offline? no worries, it's always accessible

68% of IIOA conference participants used WHOVA in 2017.

In 2022, 100% of IIOA conference participants downloaded the app.



- Attendee SmartProfiles**
Plan whom to meet with ahead of an event!
- Business Card Scanning & Exchanging**
Conveniently request a business card with one click
- Business Card Management**
Digitize cards and manage them with Smartprofiles
- One-on-One Chat**
Connect with attendees and schedule personal meetings
- Group Chat**
Boost offline networking! Share info and hang out

- Announcements (push notification + email)**
An excellent way to update and engage attendees
- Live Polling**
Capture attendees' attention and headcount easily
- Bulletin Board**
Multi-functional! Carpool, recruiting, Q&A, & more



Conference App



Data Security and Privacy



Security

Servers hosted by the world's leading high-security cloud systems in the USA



Privacy

Data encryption with strong industry-standard cryptographic protocol



Reliability

Service uptime of 100% with a constant automatic backup system



60% savings in printing costs

10x engagement with ease

Happy attendees, increased retention

Mobile Brochure



Attendee Engagement



Attendee Networking



Ukhova Report 2022



PRIVATE MESSAGES 1-ON-1
1334

PRIVATE GROUP CHATS CREATED
59

ATTENDEE INTERACTION 1-ON-1
1296
Attendees who have interacted with each other in private 1-on-1 messages

RECOMMENDED ATTENDEES
49
ATTENDEES MATCHED BASED OFF OF INTERESTS, LOCATIONS, AFFILIATION

TOP RECOMMENDATION MATCHES
climate change mitigation, international trade, regional trade agreements, paris, japan, and more...

BIZ CARD SCANNED AND EXCHANGED
10

ATTENDEES PROFILE VIEWS
1205

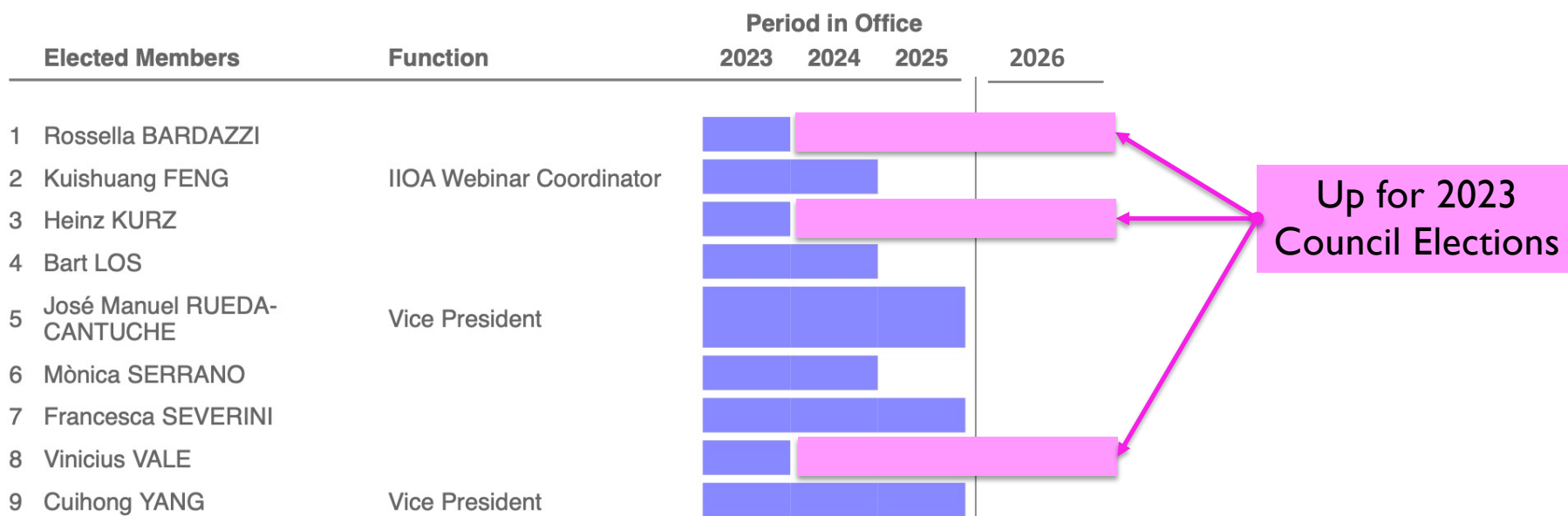
whova app LEADERBOARD

LEADERBOARD TOP 10

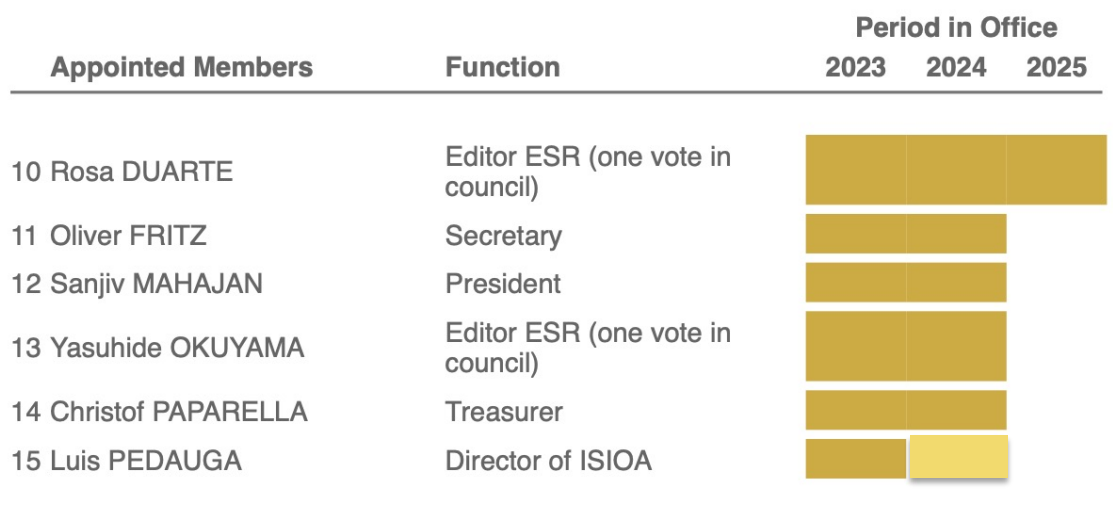
FINAL RANKING		POINTS	CONGRATS
1	Jamal Khan Junior Lecturer INSTITUTE FOR THE DEVELOPMENT OF CENTRA...	15100	4
2	Patieene Alves Passoni UNIVERSIDAD NACIONAL AUTÓNOMA DE MÉXIC...	13900	3
3	Zharif Hashim Economist Centre for Future Labour Market Studies (EU-ERA)	12000	2
4	Nurul Sakinah Ngaini UNIVERSITI PUTRA MALAYSIA, MALAYSIA	8900	1
5	Qaiser Jamal INSTITUTE FOR THE DEVELOPMENT OF CENTRA...	7100	7
6	Candi Clouse IMPLAN, UNITED STATES	6900	0
7	education Shandong Jiaotong University	4800	1
8	Oliver Fritz IIOA	4300	2
9	Eva Varga HUNGARIAN CENTRAL STATISTICAL OFFICE, HU...	4300	0
10	Jose Manuel Rueda Cantuche Scientific officer European Commission	3600	3

IIOA Council

IIOA Council



Up for 2023 Council Elections



Communication

Communication



International Input-Output



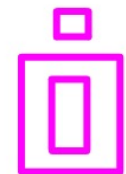
@theiioa



@theiioa



International Input-Output



IIOA Newsletter

<https://www.iioa.org/news/newsletters.html>

IIOA (Historical) Archive

Aims of the project



Project started in 2021

Short-term goal

To preserve relevant materials on the early stages of IO analysis that will otherwise be lost forever.

Long-term goal

To create a knowledge repository for IO-related materials and the history of IO statistics and IO analysis.

The IO (historical) Archive could play an important role to make IO (and the IIOA) more attractive to economists and scientists in related areas.

Historical Archive



Archive team: Josef Richter and Bert Steenge, with the precious help of Ms Anu Venkatesh.

The present version of the webdatabase will be released to the IIOA members next month. Subsequent extensions will be included as they become available.

What's included so far

Most contributions of the IO conferences in 1971, 1974, 1979 and 1986.

Next step: to include the contributions of the 1989, 1993 and 1995 conferences, already digitised but to go through the copyright checks.

Historical Archive



What types of document you may find?


Serious checks for compliance with copyright provisions were undertaken.

Type of document	Access
Documents with no copyright problems	Content accessible online in the Archive
Documents freely accessible on the internet	Links to documents available in the Archive
Documents on the internet with only limited access	Links to documents available in the Archive with info on restrictions to access
Contributions to conferences published in proceedings or journals	Content not available in the Archive because of copyright restrictions

Conferences

2023 Alghero Conference

Quick Summary



IIOA
www.iioa.org



Alghero (Italy) 27-30 June 2023

29th international

Input-Output Conference

&

11th edition of the

International School of Input-Output Analysis (ISIOA)

Contents



- ❑ **Main theme:** *“Shaping Global, National and Regional Policy using Input-Output Economics”*
- ❑ Input-Output Accounts; Input-Output Analysis and Input-Output Modelling; IO methodology and theory
- ❑ **Policies:** environmental, income, employment, prices, energy, GVC, industrial, disasters, regional, gender.
- ❑ Leontief Sessions; IIOA Archives; YSI Initiative; 15 Special Sessions; YRNs; Buddies; Flash Sessions; Music concert...

Some Highlights 2023



- **Keynotes Speakers:** Rutger Hoekstra, Nadim Ahmad, Jan Oosterhaven
- **InspIO-Talk:** Satoshi Inomata
- **Leontief Memorial Session:** 50 Years of Nobel Prize with Interactive Panel Discussion
- **GIANT Initiative** – Plenary Panel Session: ADB, IMF, European Commission, OECD, UN-ECLAC.
- Over **370 abstracts** received; **252 presentations**, after rejections and withdrawals.

Participation 2023



2022 values

334 Sign-ups, resulting in:

(157)

288 Participants from 36 countries,

(126)

of which:

64% are IIOA Members

(73%)

33% are students

(47%)

53% Early Bird Registrations

(73%)

11% signed up 48 hours before Early-Bird expired

(22%)

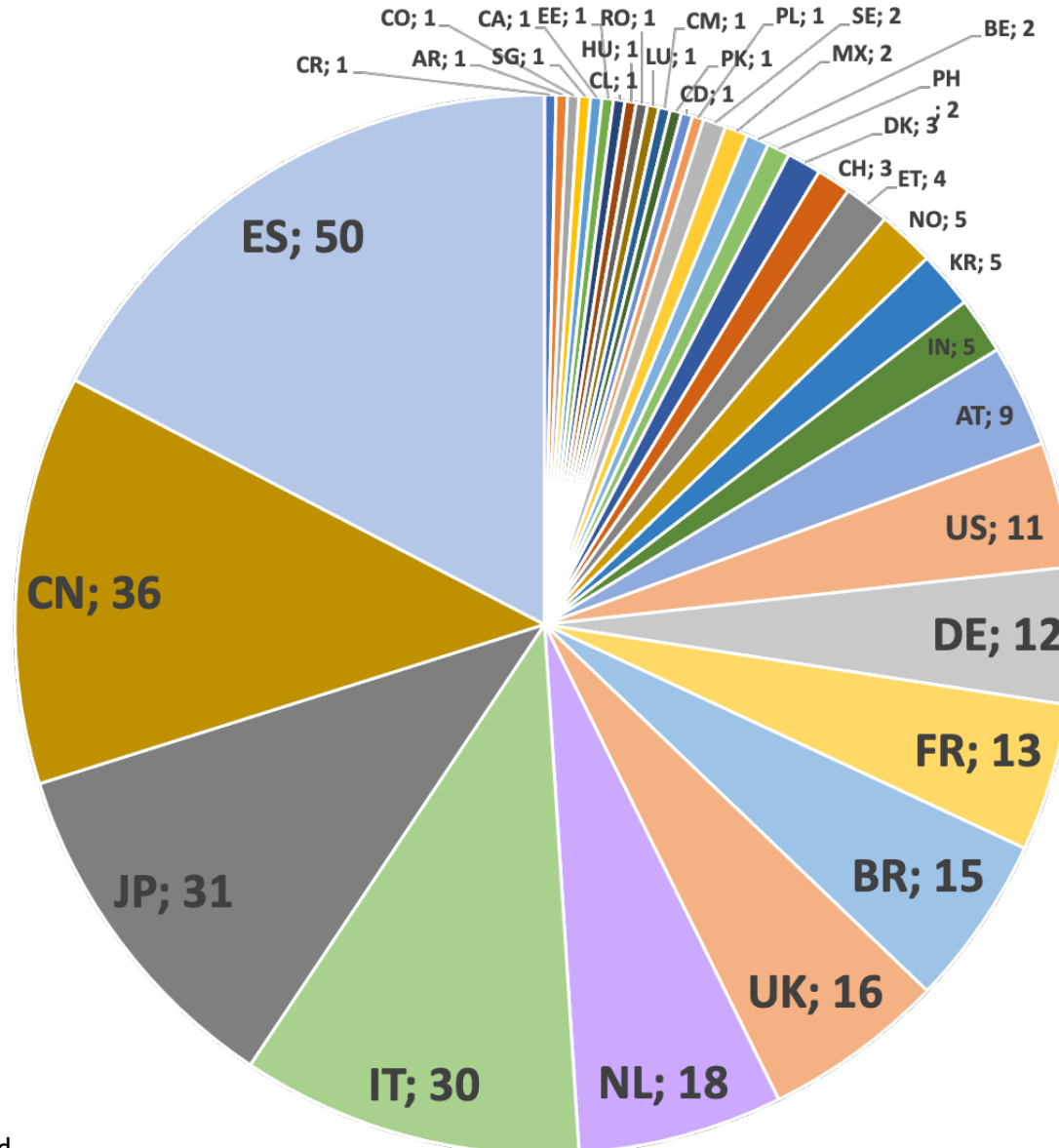
Female participation rate 34%

(36%)

102 Non-Members get a **free 2-year membership!**

(36)


288 Participants from 36 Countries





Engagement 2023

Thursday 12:00 noon!



IIOA

www.iioa.org

WOW!

WOW!

Live Event Stats

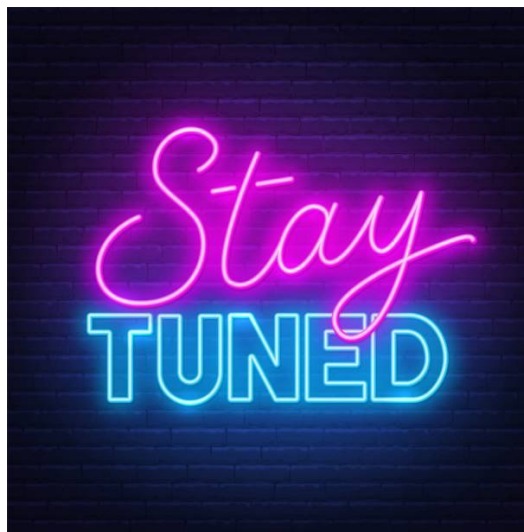
<h3>App Downloads</h3> <p>255</p> <p>ATTENDEES WHO DOWNLOADED THE APP</p> <p>Remind attendees to download</p> <p>72% of the attendee list has downloaded</p>	<h3>Messages</h3> <p>649</p> <p>MESSAGES SENT (PRIVATE & COMMUNITY)</p> <p>1204 is the average at Whova events</p>	<h3>Community Board</h3> <p>23</p> <p>COMMUNITY BOARD TOPIC POSTS</p> <p>14 is the average at Whova events</p> <p>Create a new Discussion Topic</p>
<h3>Photos</h3> <p>88</p> <p>PHOTOS TAKEN</p> <p>85 total likes</p> <p>Upload more event photos</p>	<h3>Agenda</h3> <p>220</p> <p>PERSONALIZED AGENDAS SET UP</p> <p>4,476 agenda views in total</p>	<p>^</p> <p>Hide</p>

WOW!

2024 Conference

Conferences to come

- ❑ There will be a 2024 IIOA Conference; location will be announced online.
- ❑ Conference strategy is in development.
- ❑ A survey with IIOA members on conferences is planned.



Economic Systems Research

Quick Summary



□ OUTPUT:

Global circulation maintains a high level, while article downloads decline a bit.

□ INPUT:

The number of submissions maintains a high level.

Acceptance rate has been steady at around 10%.

□ Journal Metrics

Impact factor, JCR, trend downwards. Scopus: Increase in CiteScore 2022 (4.0 to 5.2. Q1)

□ Citing sources have been diverse across various fields.

Reader Access

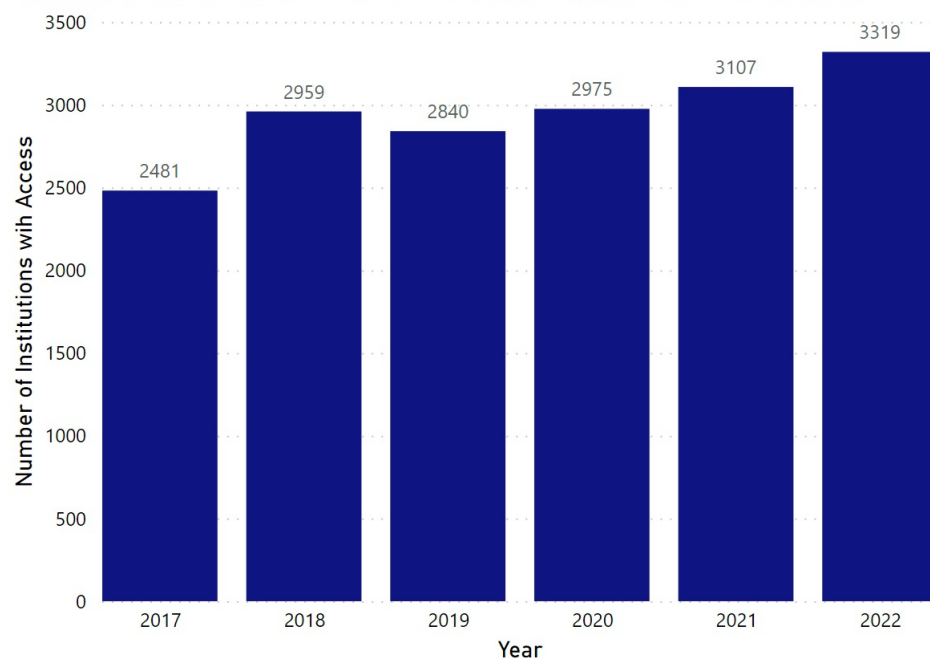


Global Reach - Circulation

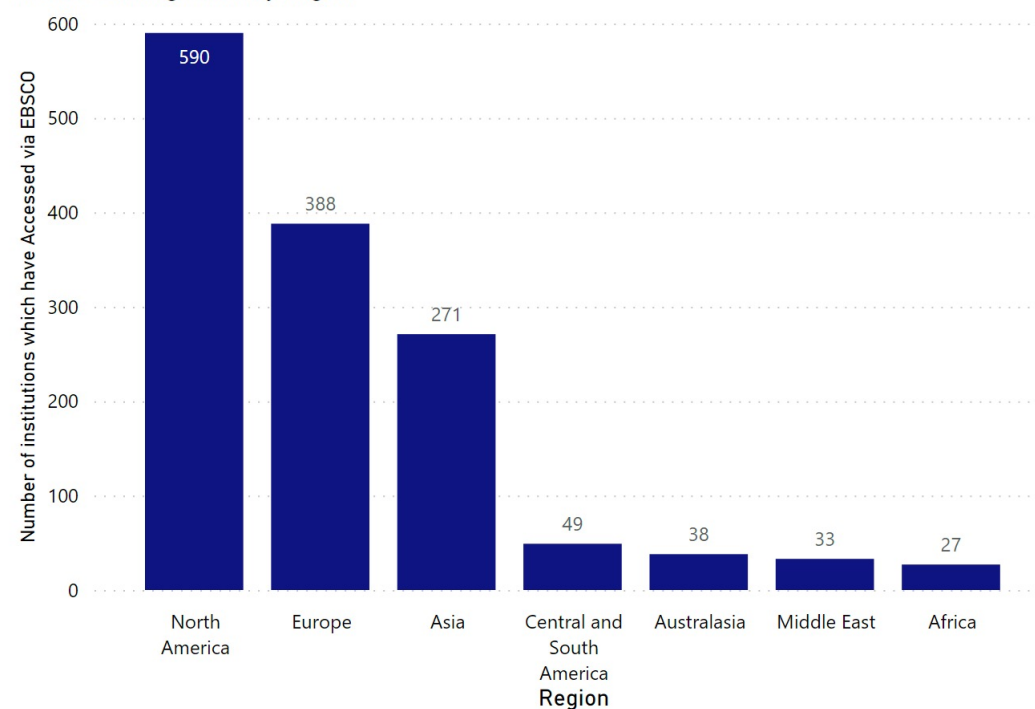
Year	Subject Collection
2017	Business Management & Economics
2018	Business Management & Economics
2019	Business Management & Economics
2020	Business Management & Economics
2021	Business Management & Economics

Year	Library Collection
2017	SSH
2018	SSH
2019	SSH
2020	SSH
2021	SSH

Number of Institutions with access via Sales Deal, Subject and Non-Sales Deal subscriptions



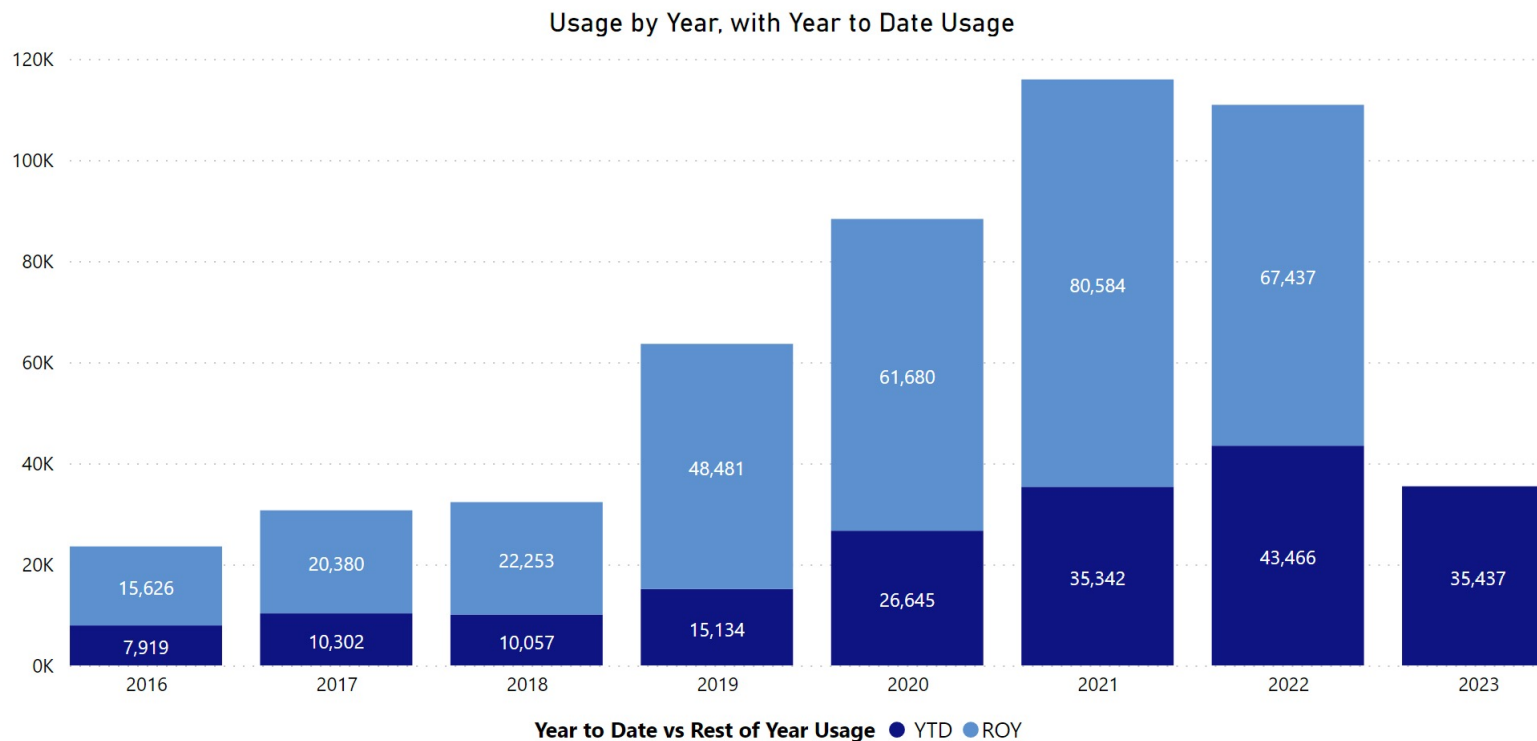
EBSCO Coverage 2022 by Region



Article Downloads



Article Downloads - Taylor & Francis Online (TFO) Usage



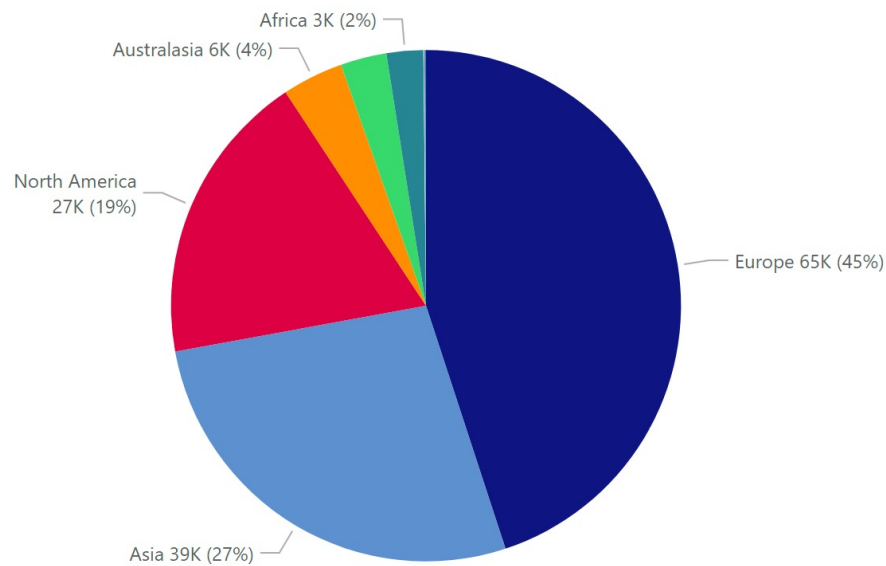
-18%
% Change YTD

Article Downloads

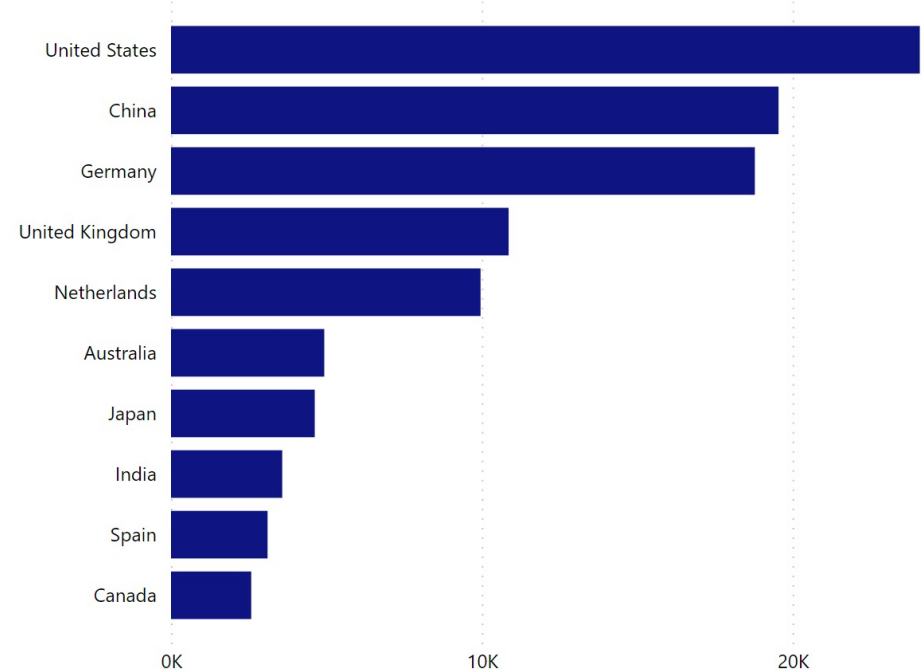
Article Downloads - Usage by Country & Region

Usage shown is for the last full year, plus the current year.

Full Text Downloads by Region

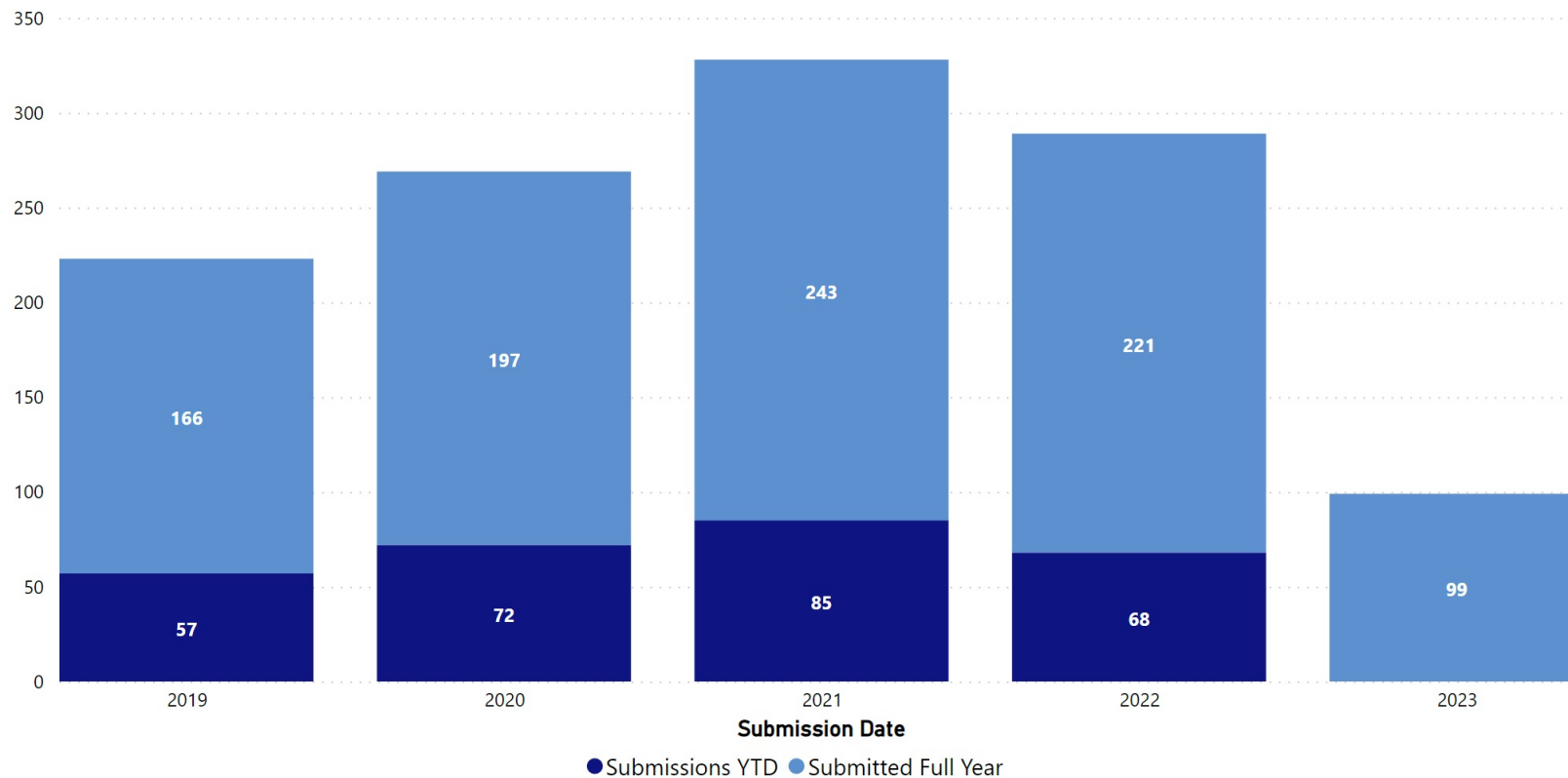


Full Text Downloads by Country



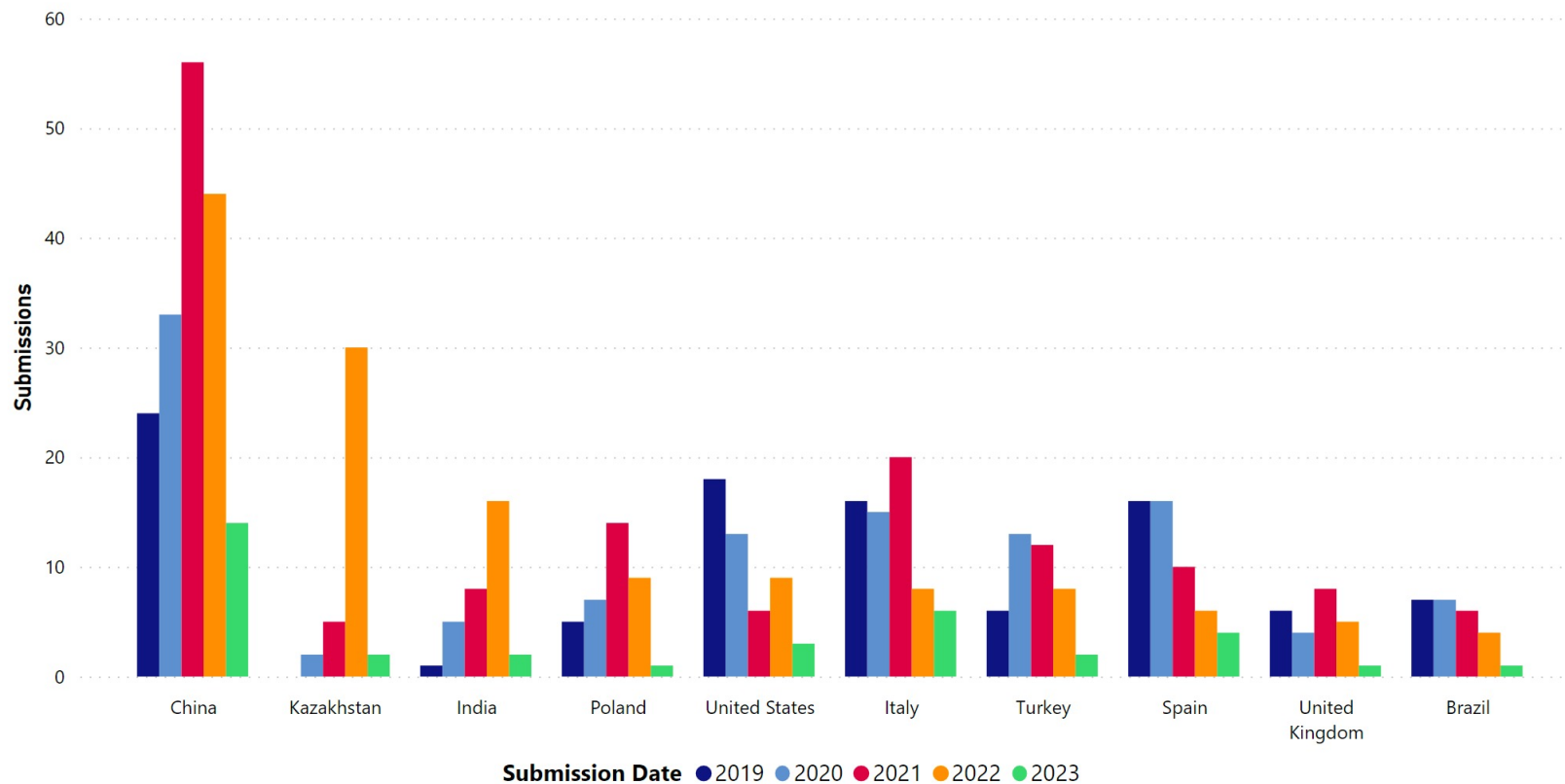
Submissions

Submissions & Peer Review – Submission Trends



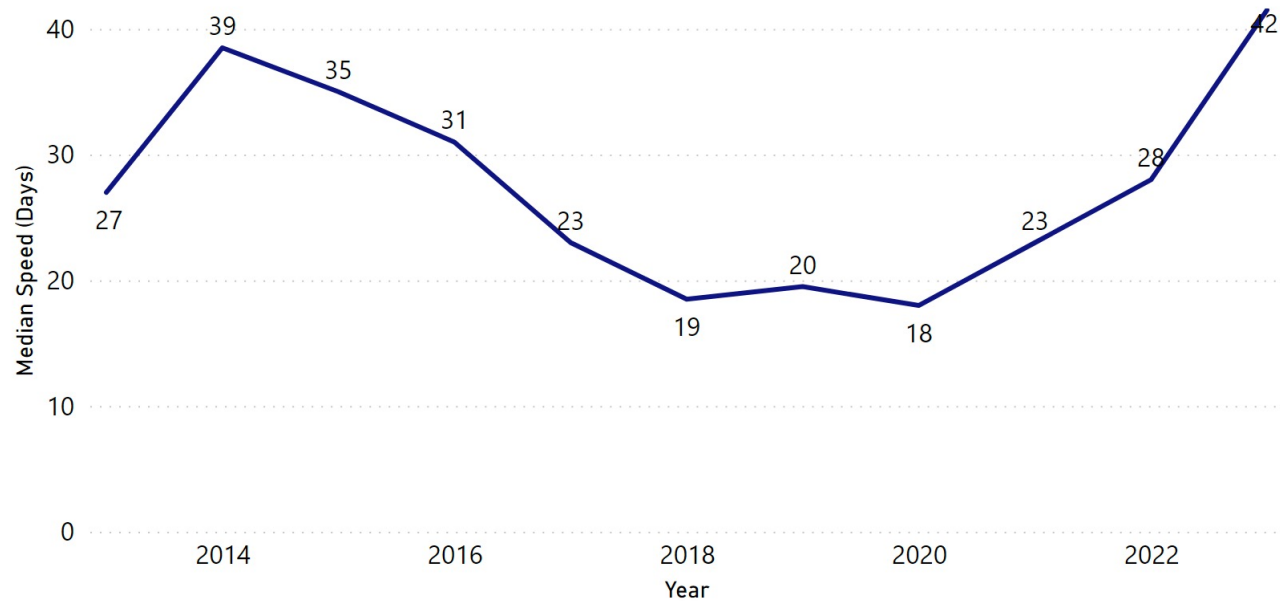
Origin of Submissions

Geography of Submissions



Publication Speed

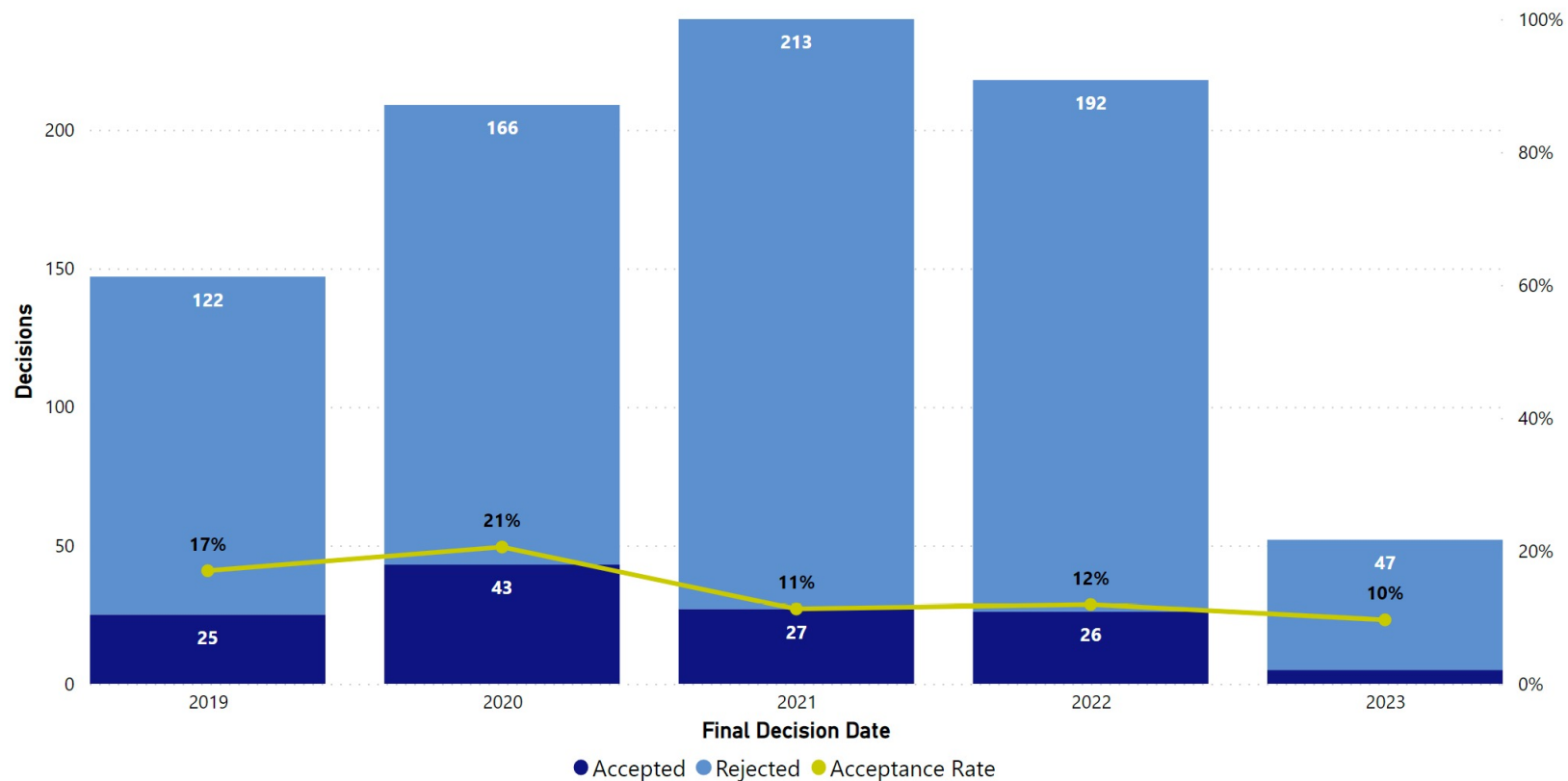
Average Speed of Article Publication*



* median days from submission to Central Article Tracking System (CATS) to online publication.

Acceptance Rates

Final Manuscript Decisions



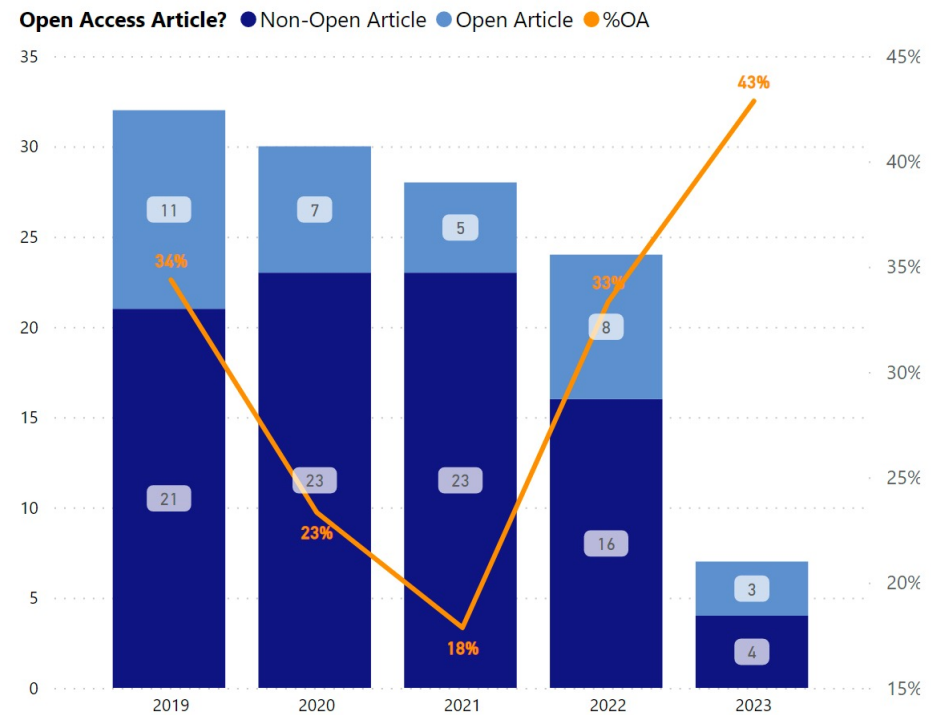
Published Content

Published Content

Number of Documents by Article Type (last full year and current year)

Article Type	Distinct Count of Documents
Article	31
Total	31

Number of Articles Published by Volume Year - with OA Split



Impact Factor



Impact Factor

2021 JOURNAL IMPACT FACTOR

2.081

[View calculation](#)

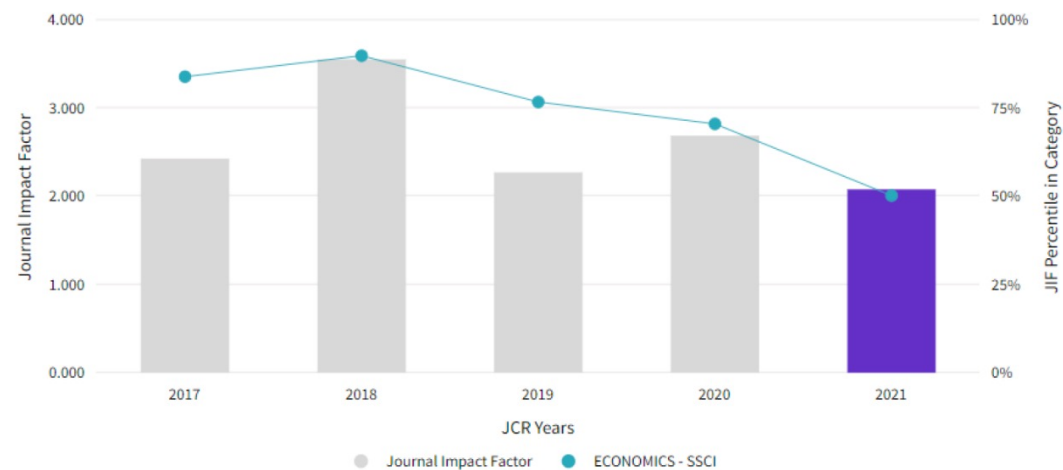
JOURNAL IMPACT FACTOR WITHOUT SELF CITATIONS

1.826

[View calculation](#)

Journal Impact Factor Trend 2021

[Export](#)



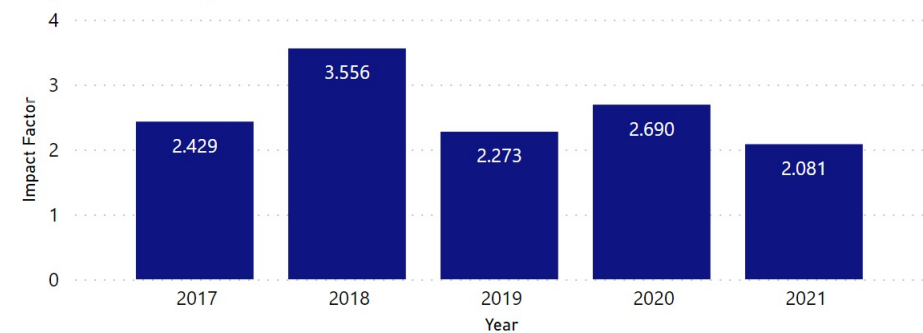
2022 impact factor will be released in July, 2023.

Citation Metric (JCR)

Citation Metrics (JCR)

Year	Impact Factor	Impact Factor Rank	Impact Factor Best Quartile	5 Year Impact Factor	5 Year Impact Factor Rank	Article Influence Score	Eigenfactor
2017	2.429	(57/353 Economics)	Q1	4.744	(26/353 Economics)	1.194	0.00200
2018	3.556	(37/363 ECONOMICS - SSCI)	Q1	5.538	(21/363 ECONOMICS - SSCI)	1.638	0.00285
2019	2.273	87 / 373 ECONOMICS - SSCI	Q1	3.328	64 / 373 ECONOMICS - SSCI	0.838	0.00145
2020	2.690	111 / 377 ECONOMICS - SSCI	Q2	3.440	96 / 377 ECONOMICS - SSCI	0.848	0.00123
2021	2.081	190 / 379 ECONOMICS - SSCI	Q3	2.940	141 / 379 ECONOMICS - SSCI	0.651	0.00103

Impact Factor by Year



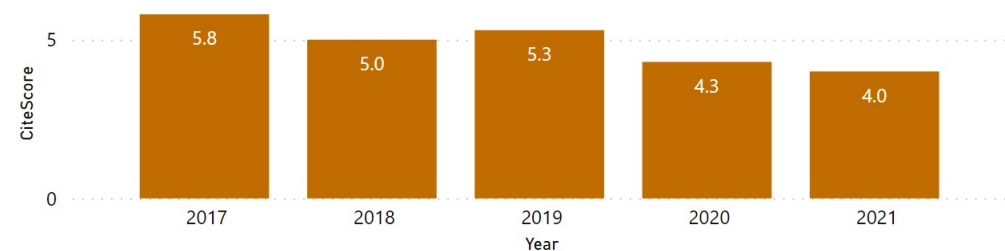
Citation Metric (Scopus)

Citation Metrics (Scopus)

Sum of Year	CiteScore	CiteScore Rank	CiteScore Best Quartile	SNIP	SJR
2017	5.8	42 / 588 Economics and Econometrics	Q1	1.34	1.449
2018	5.0	58 / 617 Economics and Econometrics	Q1	1.39	1.738
2019	5.3	57 / 637 Economics and Econometrics	Q1	1.26	1.018
2020	4.3	102 / 661 Economics and Econometrics	Q1	1.43	1.022
2021	4.0	158 / 696 Economics and Econometrics	Q1	1.51	0.916

CiteScore 2022=5.2 (131/705 Economics and Econometrics, Q1)

CiteScore by Year



Citations: Sources and Regions

Citing Sources & Regions

Citing Journal	Citing Articles - Sources
SSRN Electronic Journal	24
Economic Systems Research	22
Sustainability	19
Journal of Cleaner Production	12
Applied Economics	10
Spatial Economic Analysis	10
Resources Conservation and Recycling	9
Journal of Environmental Management	8
Energy Economics	7
International Journal of Disaster Risk Reduction	7
Structural Change and Economic Dynamics	7
Environmental Science and Technology	6

Country name	Citing Articles - Countries
China	131
USA	56
Spain	34
United Kingdom	33
Netherlands	27
Japan	24
Brazil	23
Italy	22
Chile	21
Germany	17

International School of Input-Output (ISIOA)





ISIOA Participants

98 / 71



IIOA
www.iioa.org

Applied General Equilibrium: from Input-Output to AGE

15 20 16

Assessing and modelling circular economy strategies with IO data

35 20 16

Dynamic Neo-Keynesian general equilibrium models

34 20 15

Partnership-extended SUIOT modelling firm heterogeneity

18 22 14

Input-Output Analysis: theory and applications in R

14 14 10

Yes We Can!



ISIOA Participants from...







Survey




- How would you rate overall degree of satisfaction about the sessions you followed?



- To what extent the learning objective set by the teacher at the beginning of the course were actually achieved?



- To what extent do you feel that you will practically benefit from the newly acquired skills?





How do you rate your performance?



Motivation



94%



Inter-personal and communication skills



93%



Structure & preparation of the course



89%



ISIOA 2023



Frédéric Reynès and Anissa Saumtally




Franco Donati



Alejandro Cardenete



Vinícius de Almeida Vale



Caroline Hambjé
and Bernhard Michel



And last but not least...



Take the chance and use the expertise of the lecturers to assist in your work ...

... and get the ISIOA Certificate of Studies in Input-Output Analysis!

Webinar

IIOA Webinar Corner



- The IIOA Webinar was started last year 2021 and organized by Doug Bart, and Sanjiv.
- Kuishuang and Sanjiv started leading the webinar from Spring 2022.
- **10 Webinars** were organized : 4 in 2021, 4 in 2022, 2 in 2023
- We had speakers from **diverse backgrounds:** Academia, Government, International Organizations.
- All webinars were **recorded and are available online** to watch on YouTube.
- A new webpage for IIOA website was created in 2022 (see next slide).

Webinars Webpage



https://www.iioa.org/webinars/all_webinars.html

The screenshot shows the top part of the IIOA website. It features a dark header with the IIOA logo and the text "INTERNATIONAL INPUT-OUTPUT ASSOCIATION". Below the header is a navigation menu with links for "Member Login", "News", "Who we are", "Membership", "Journal", "Conferences", "ISIOA", "Webinars", and "Contact us". The "Webinars" link is highlighted, and a list of previous webinars is visible below it.

A collage of several webinar content cards from the IIOA website. Each card includes a title, a speaker's name and affiliation, a small profile picture, and a brief description of the webinar. The cards are arranged in a staggered, overlapping fashion. The visible titles include "Historical Simulations: A CGE Technique for Updating Input-Output Tables and Estimating Technology and Preference Trends", "Modelling 'Sustainable Consumption' Using Global Multi-Regional Input-Output Analysis", "Models for Impact Analysis of Disasters: Recent Advances and Future Opportunities", "BEA's Supply-Use Framework: Current Research and New Extensions", "Estimating disguised unemployment by means of non-linear input-output analysis", and "Extending the Scope of Input-Output Models to Address 21st Century Challenges".

Prizes

Prizes 2023



Leontief Prize 2023

- The Winner is:

Suvajit BANERJEE: Crowding-out of National Energy Consumption Using the Hefty Network of Trade induced Spillover and Feedback Effects: A Structural Decomposition Analysis.

Sir Richard Stone Prize 2023

- The Winner is ...

Timothé BEAUFILS & Leonie WENZ: A scenario-based method for projecting multiregional input-output tables.

Partner Organizations



ICES 2024

8th International Conference on Economic Structures



Pan Pacific Association of Input-Output Studies
Kindai University



March 16-17, 2024
at Kindai University (Main Campus)

(Abstract Submission Deadline: **December 16, 2023**)

- ◆ Chair of the Organizing Committee: Hiroaki IRIE (Kindai University)
- ◆ Chair of the Scientific Program Committee: Tetsu KAWAKAMI (Kindai University)
- ◆ Website: <http://www.gakkai.ne.jp/papaios/en/conference.html>
- ◆ Contact: ICES_PAPAIOS@ml.gakkai.ne.jp
- ◆ Organized by the Pan Pacific Association of Input-Output Studies (PAPAIOS)
- ◆ Co-organized by Kindai University

INTERNATIONAL INPUT-OUTPUT ASSOCIATION

Linking Forward.