



General Assembly 2012

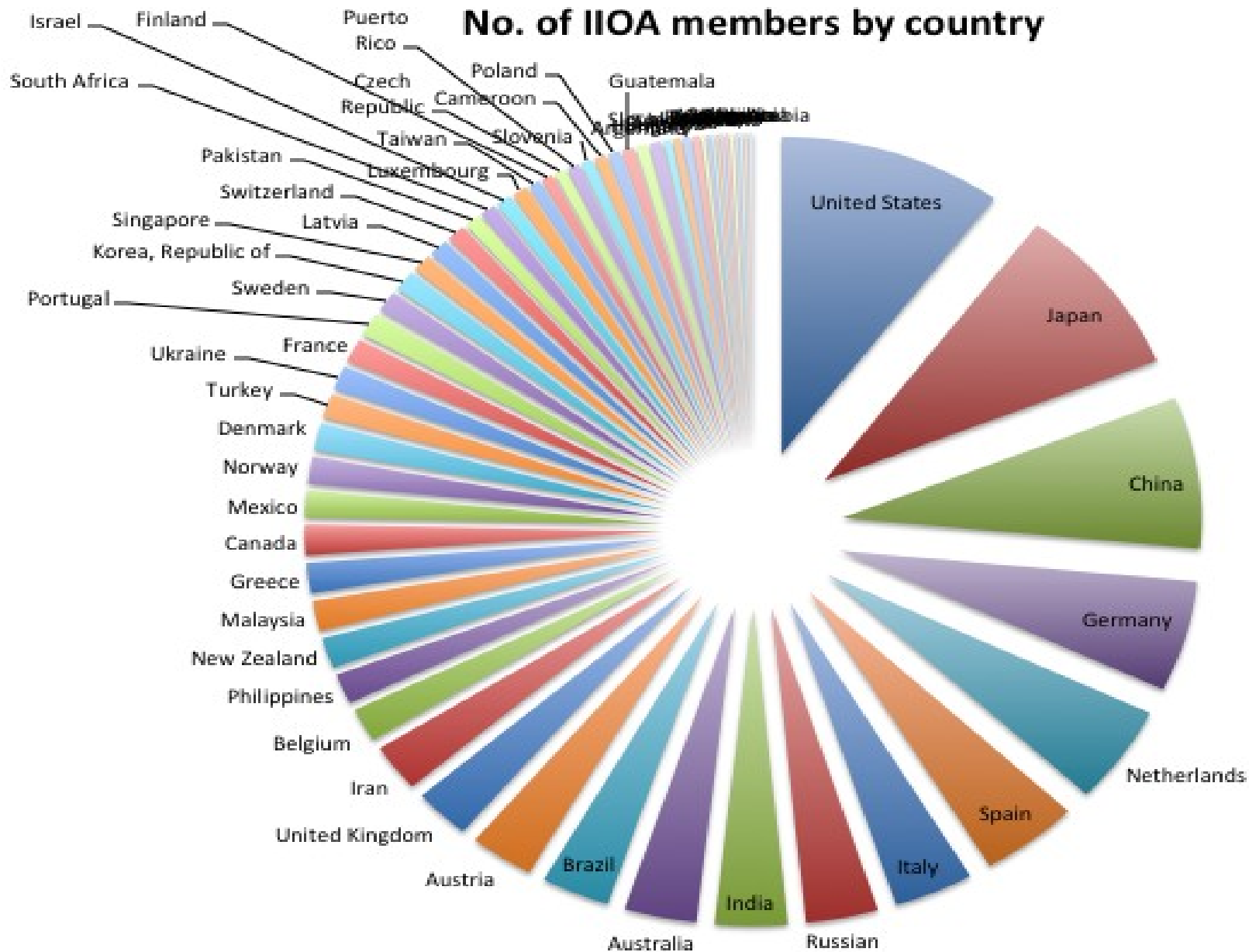
Welcome!

Agenda

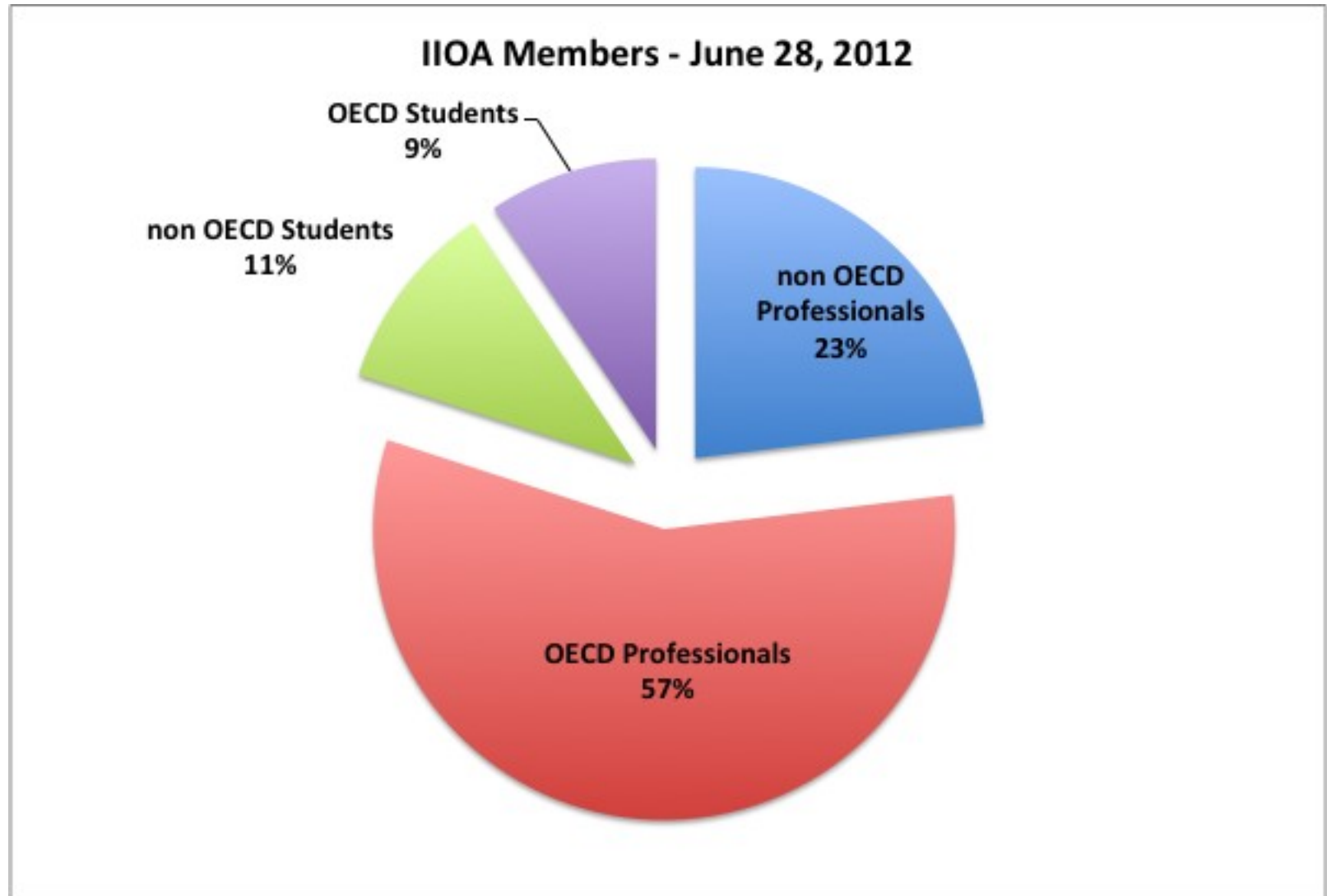
- IIOA Membership Overview
- IIOA Council Elections Results
- IIOA Operations
- Revision of IIOA Statutes
- Financial Report and Budget Outlook
- IIOA Long Term Strategy
- Economic Systems Research
- IIOA Conferences 2012 and 2013
- International School of Input-Output Analysis

IIOA Membership today: 61 Countries

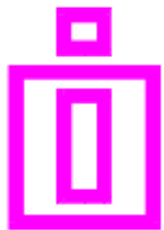
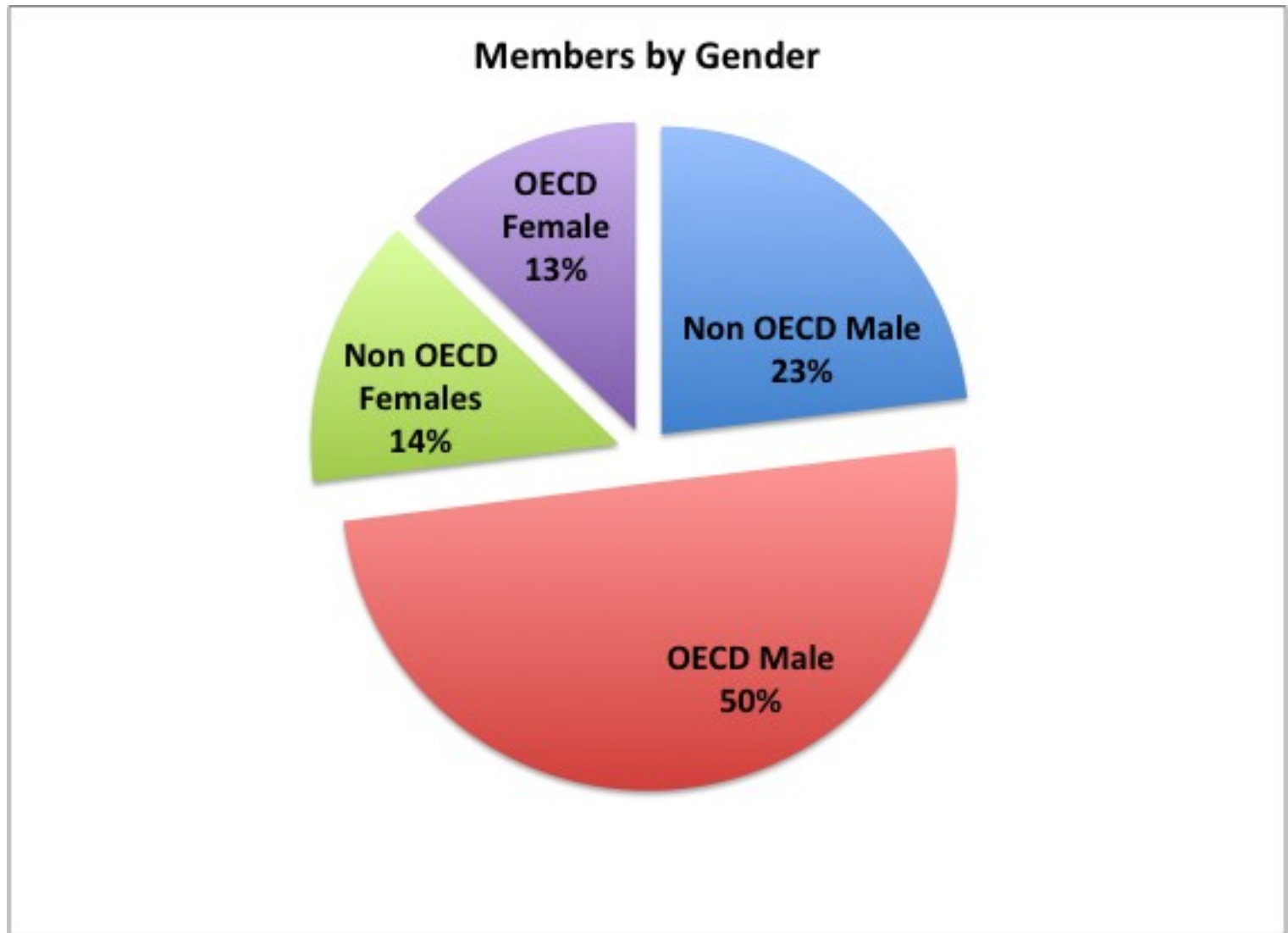
No. of IIOA members by country



IIOA Membership by Type today



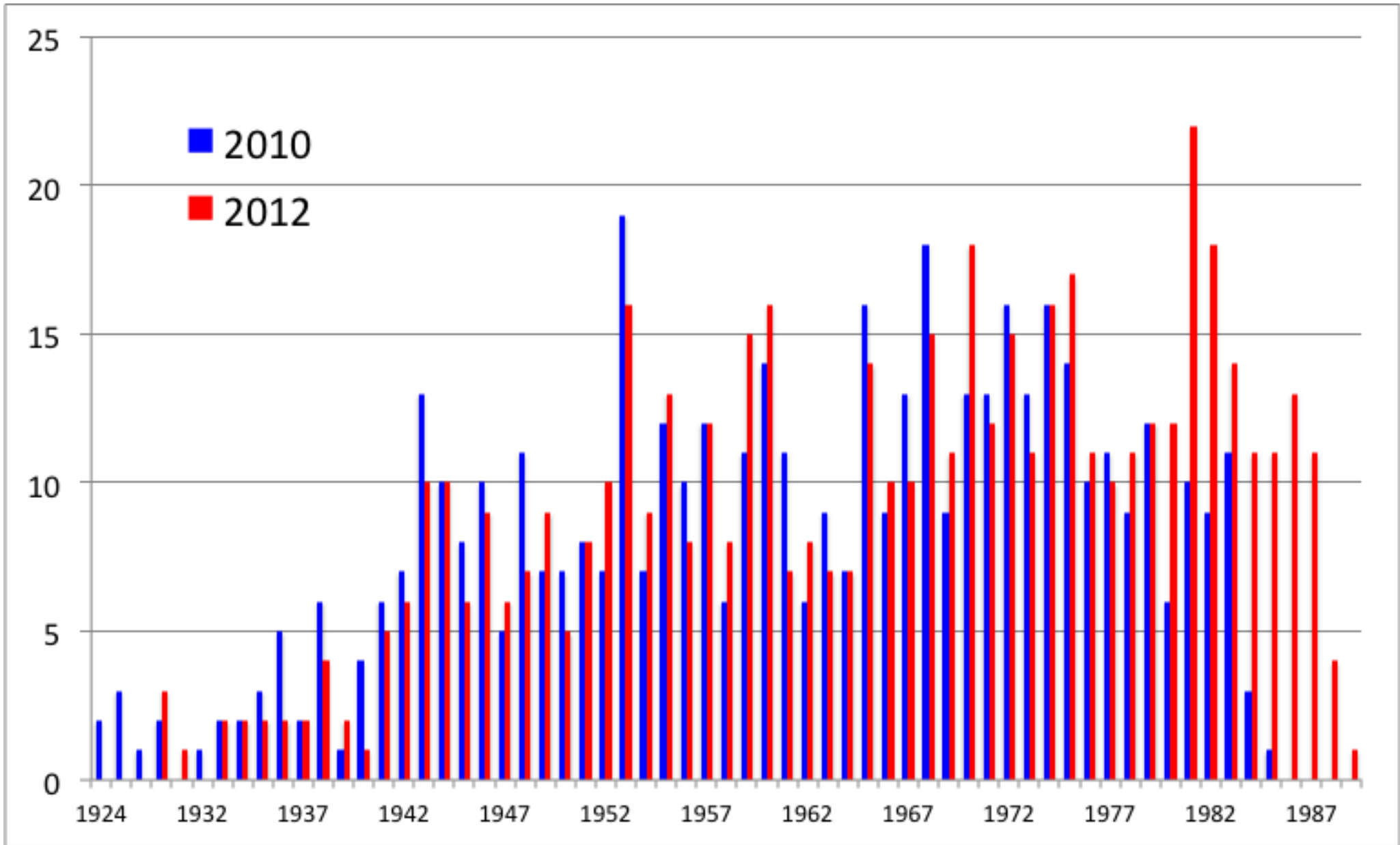
IIOA Membership by Gender today



IIOA

www.iioa.org

IIOA Membership by Birth Year



IIOA Operations

IIOA is operating proprietary systems to reduce costs and speed up operations

- IIOA Members Area (**WEBADMIN**)
 - Keep contact data updated! ESR, Election ballots, Infomails, ...
- Electronic Voting System (**EVOS**)
- **COPASS**: IIOA Conference System
- Conference Registration System (**CONFREG**):
 - Launched 2011
 - Successfully applied in 2011 and 2012
 - Reduces the costs and headache for Local Organizers

IIOA Council Elections 2012

Results

- Newly Elected Council Members for 2013
 - Michael Lahr
 - Rosa Duarte
 - Sanjiv Mahajan
 - Satoshi Inomata

Revision of the IIOA Statutes

- Two sets of rules are the foundation of the IIOA:
 - Statutes: guiding principles determining
 - Bodies: General Assembly, Council
 - Functionaries: President, Council members, Secretary, Treasurer, Editor of the Journal
 - Elections, terms of functionaries
 - Changes subject to a vote in the General Assembly (quorum = 11 members, 2/3 qualified majority)
 - Bylaws: guidelines for the management
 - Role and decision rules of the Council
 - Role of the President and the Vice-Presidents
 - Prizes, Fellows, Conferences
 - Changes subject to a vote in the Council

Revision of the IIOA Statutes

- Why do we need to revise the Statutes?
 - Activities of the IIOA have evolved considerably:
 - Move from biannual to annual conferences
 - ESR gained in importance
 - International School of Input-Output Analysis
 - Membership increased
 - Statutes need to be adjusted accordingly
 - Major revision concerns a reduction of the terms of council members
 - 9 yr terms for Council members seem to long and restrict possibility for bringing new, young scientists and thus new ideas into the Council

Revision of the IIOA Statutes

What do we want to revise?

- Terms of council members to be reduced from 9 to 3 years with a one time possibility of reelection
 - Annual elections for 3 council seats
 - Special arrangement for the transition period from the old to the new terms needed
 - Terms of appointed members reduced accordingly (from 5 to 3 years)

Revision of the IIOA Statutes

- Sequencing of Council terms

3 YEAR TERMS

3 new council members elected now for 2013 serve 5 years, 1 new council member serves 3 years, 3 members elected for 2016 serve 4 years, 3 year terms afterwards for all council members

	2013	2014	2015	2016	2017	2018	2019	2020	2021	2022	2023	2024	2025	2026	2027	2028
1	old terms					3 yrs			3 yrs			3 yrs				
2	old terms					3 yrs			3 yrs			3 yrs				
3	old terms					3 yrs			3 yrs			3 yrs				
4	old terms		4 yrs				3 yrs			3 yrs			3 yrs			
5	old terms		4 yrs				3 yrs			3 yrs			3 yrs			
6	3 yrs		4 yrs				3 yrs			3 yrs			3 yrs			
7	5 yrs				3 yrs			3 yrs			3 yrs					
8	5 yrs				3 yrs			3 yrs			3 yrs					
9	5 yrs				3 yrs			3 yrs			3 yrs					
	Seats up for elections		3	0	3	3	3	3	3	3	3	3	3	3	3	3

Revision of the IIOA Statutes

What do we want to revise?

- Immediate reappointment of president and vice-presidents is possible only once (max of 6 yrs in office)
- Increase of the quorum of the GA from 11 to 30 members
- Tasks of the Council should include the appointments of an Editor of the Newsletter and a Director of the ISIO
- Only **one** of the editors will be part of the council
- Minor linguistic changes

IIOA Financials 2011

- In 2011, IIOA took the 19th IIOA **conference** into its books: total flows in the accounts are much higher than in a regular year.
- High deficit of the conference: “**refund**” to IIOA members and students, since early bird members rate below cost, resulted in overall deficit in the 2012 financials of US\$16,000.
- **Royalties** remain high at ca. US\$ 40,000
- **Administration support hired:** INSMEM contributions up 40%, number of student grants increased from 5 to 12.
- **Private** Membership contributions return to regular level after a year of members catching up arrears.

IIOA Financials 2012

- **Editorial Assistance:** delayed invoicing of one editor in 2012 makes 2011 value drop to US\$2,300.
- **IT expenditure** drops back to a maintenance level US\$6,300.
- **Council travel** costs compressed to a minimum to compensate conference deficit.
- **Outlook 2012:** we expect a balanced P&L

Financial Report and Outlook

International Input-Output Association (IIOA): Financial Report 2002 – 2011, Estimates for 2011-2012

In US \$ of 31.12.

	2002	2003	2004	2005	2006	2007	2008	2009	2010	2011	(Estimates) 2011	2012
Revenue												
Institutional Membership Contributions	29.565	26.774	30.812	33.331	29.300 ⁽¹⁾	15.796 ⁽²⁾	11.534 ⁽³⁾	12.938	12.097	17.935	12.000	12.000
Private Membership contributions						16.499	8.469 ⁽¹¹⁾	10.953	14.928	10.737	12.000	10.000
Interest	1.377	822	851	1.163	1.222 ⁽²⁾	8.624 ⁽⁸⁾	1.900	130	21	18	20	20
Richard Stone Prize Sponsoring						988	1.000	995	995	995	995	995
Royalties	-	-	7.778	15.700	13.551	13.979	38.560	40.620	40.074	39.367	40.000	40.000
Refund Montreal Conference	-	-	-	10.035	-	-	-	-	-	-	-	-
Refund Sendai Conference	-	-	-	-	10.000	-	-	-	-	-	-	-
NM Surcharge Istanbul Conference	-	-	-	-	-	- ⁽¹⁷⁾	-	-	-	-	-	-
NM Surcharge Seville Conference	-	-	-	-	-	-	- ⁽¹⁸⁾	9.335	-	-	-	-
NM Surcharge Sao Paulo Conference	-	-	-	-	-	-	-	2.732	-	-	-	-
NM Surcharge Sydney Conference	-	-	-	-	-	-	-	-	-	-	-	-
Revenues Alexandria Conference	-	-	-	-	-	-	-	-	-	48.449	-	-
NM Surcharge Bratislava Conference	-	-	-	-	-	-	-	-	-	-	-	5.000
Total revenues	30.942	27.596	39.441	60.229	54.073	55.887	61.463	77.703	68.114	117.501	65.015	68.015
Expenditures												
Dissemination cost of the Journal	12.900	10.710	10.380	9.780	9.810	- ⁽¹⁶⁾	11.811 ⁽¹⁴⁾	-	-	-	-	-
Editorial Assistance for the Journal	-	-	-	-	-	-	5000	-	6.258	2.264	6.000	9.000
Mailings and Postage	1.227	2.488	3.518	1.776	1.955	1.661	61	48	41	12	200	200
Auditing and elections	744	1.637	1.177	1.047	1.185	2.706	1.552	1.693	2.029	1.634	2.000	1.600
Lawyers fees	-	-	-	-	5.341 ⁽¹³⁾	-	-	-	-	-	-	-
Banking charges & Tax on interest accrued	137	181	220	274	1.192	3.352	1.627	1.257	714	590	800	800
Administration	2.163	2.194	1.623	2.427	3.526	3.331	955	1.060	428	1.651	1.500	5.000
Equipment, software, telecommunication, homepage	1.225	2.090	5.414	5.562	5.098	6.584	11.327	5.581	12.493	6.262	7.500	6.300
Council meetings, travel costs	-	14.741	1.470	2.019	2.213	-	7.240 ⁽¹⁵⁾	21.958	35.384	8.263	20.000	18.000
Fellows travel reimbursement	-	-	-	-	-	6.114	-	-	-	-	-	-
Conferences												
Brussels	-	-	13.620	-	-	-	-	-	-	-	-	-
Beijing	-	-	-	9.449	-	-	-	-	-	-	-	-
Sendai	-	-	-	-	8.218	-	-	-	-	-	-	-
Istanbul	-	-	-	-	-	12.962 ⁽¹⁰⁾	-	-	-	-	-	-
Seville	-	-	-	-	-	-	8.197 ⁽¹²⁾	-	-	-	-	-
Sao Paulo	-	-	-	-	-	-	-	26.463	-	-	-	-
Sydney	-	-	-	-	-	-	-	-	32.893 ⁽¹⁰⁾	- ⁽¹²⁾	-	-
Alexandria	-	-	-	-	-	-	-	-	10.000 ⁽¹⁷⁾	111.106 ⁽¹⁸⁾	25.000	-
Bratislava	-	-	-	-	-	-	-	-	-	-	-	25.000
Awards (Leontief Prize/Richard Stone Prize)	-	1.000	-	-	-	2.000	500 ⁽¹⁶⁾	2.043	1.045	2.042	2.000	1.000
Total expenditures	38.707	34.041	37.422	32.334	38.538	38.711	48.270	60.103	101.285	133.823	65.000	66.900
Surplus/Deficit	-7.764	-7.445	2.015	27.895	15.535	17.175	13.193	17.600	-33.171	-16.321	15	1.115
Assets as of December 31 ⁽⁴⁾	101.224	95.558	98.693	126.134	143.547	162.040	172.967	191.792	158.621	142.300	158.636	143.415

Institutional Membership

Private Membership Renewals

Royalties

Conference Revenues

No publishing cost

Costs slightly lower

Web/Com/Equip

Council Travel

High Conference Costs

Deficit, but low given the conference result

Development of a Long Term IIOA Strategy

- For any ideas, suggestions, proposals ...
... please contact Sanjiv Mahajan:

sanjiv.mahajan@ons.gsi.gov.uk

Economic Systems Research

- Since 2008: ESR Articles indexed in the **Web of Science**
- First **impact factor** was announced 2011

Number of submissions and their status	2007	2008	2009	2010	2011
Rejected directly by the editors	3	3	9	16	25
Rejected because of referee reports	15	15	14	22	20
Currently with the referees	-	4	3	15	14
Currently with the author(s) for revision	2	8	5	34	23
Accepted for publication	21	11	11	5	8
Special issues	13	7	7	7	6
Total	54	48	49	99	96
Rejection rate (%) ^a	51	44	55	41	50
Acceptance rate (%) ^a	45	27	26	5	9
Remainder (%) ^a	4	29	19	53	41



20th IIOA Conference Bratislava

- Participation Results

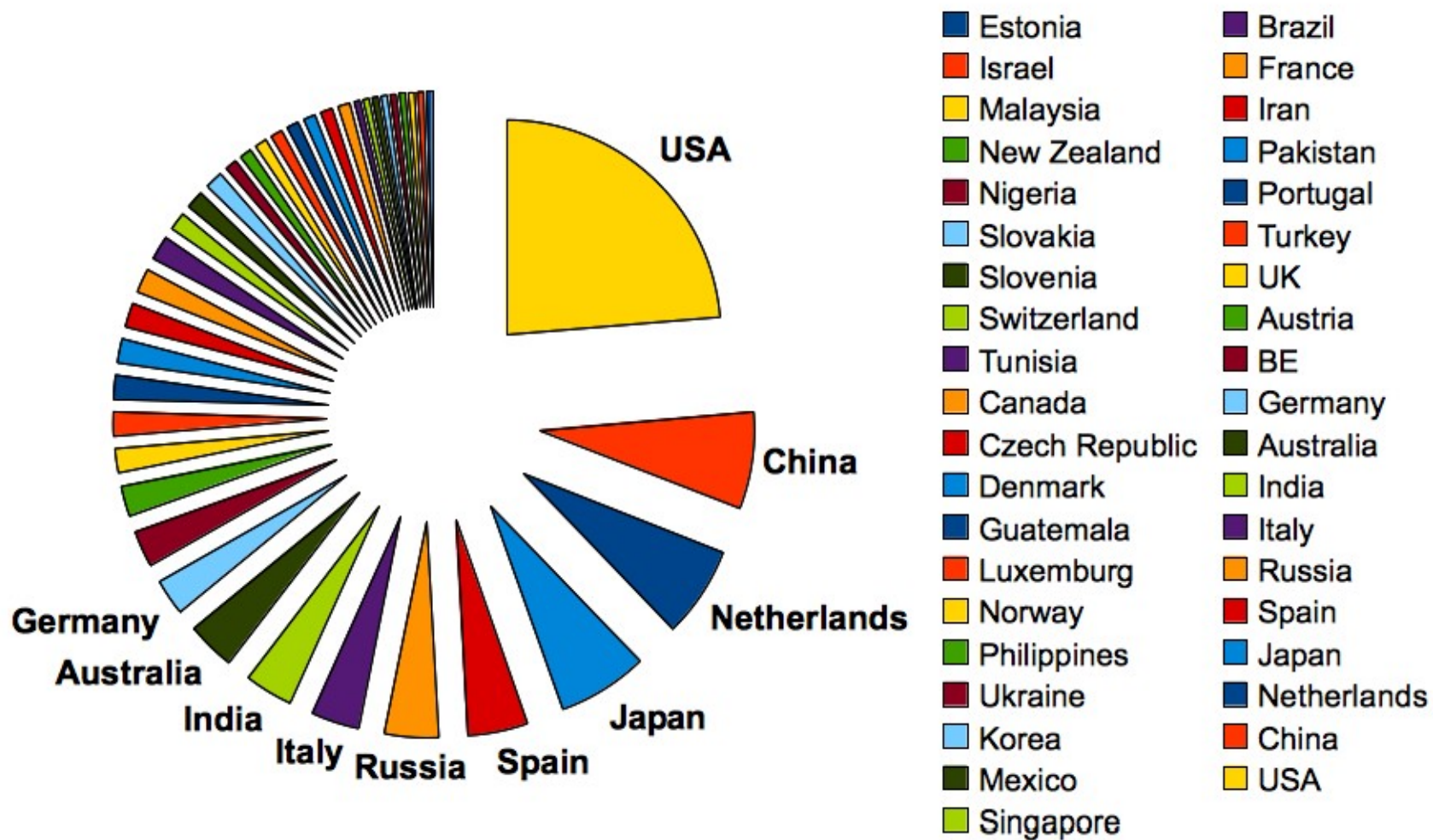
EKONOMICKÁ UNIVERZITA V BRATISLAVE
UNIVERSITY OF ECONOMICS IN BRATISLAVA



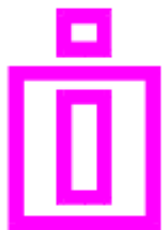
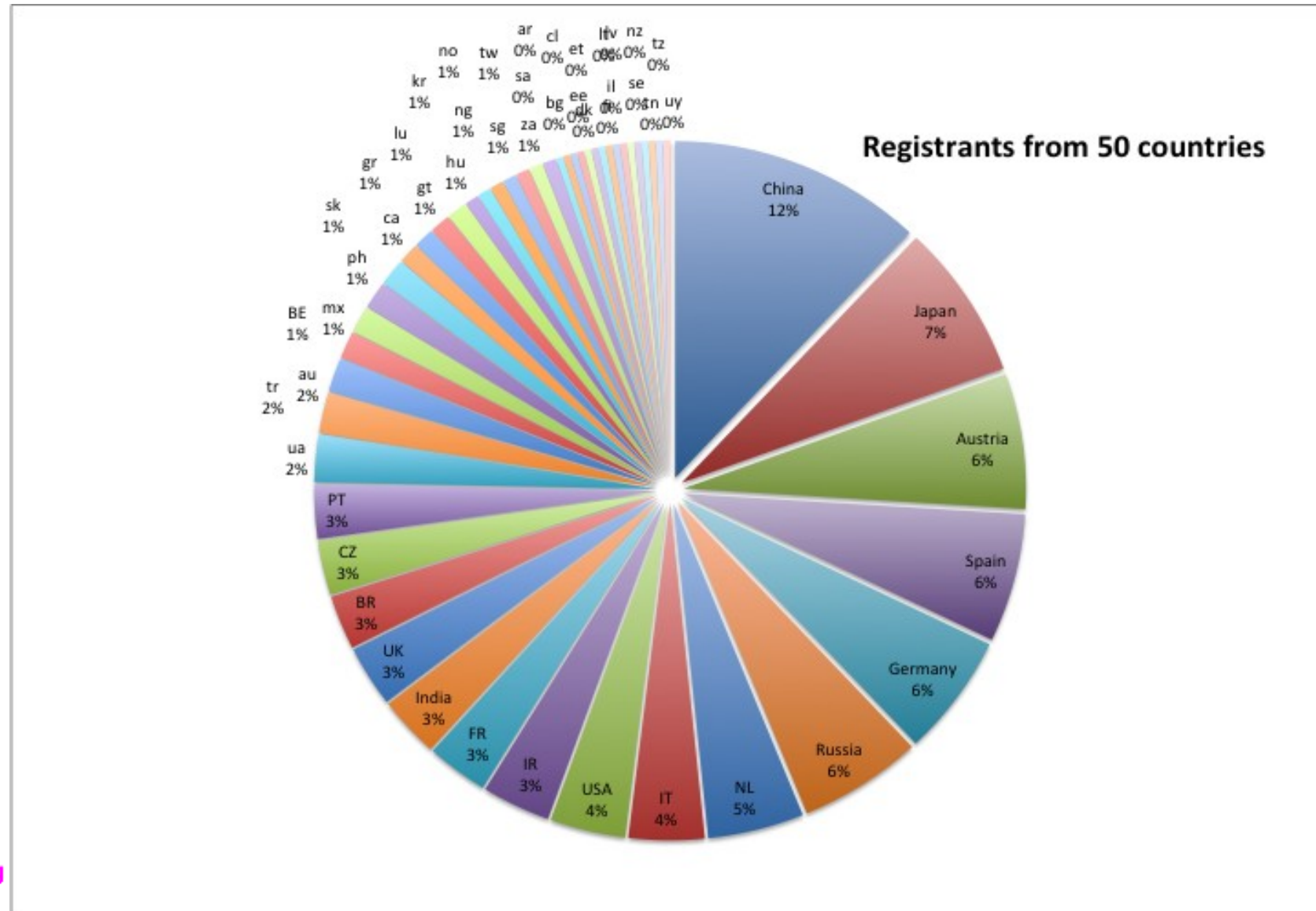
20th IIOA Conference - Bratislava

- As of 23 June 2012: 308 Registrations
 - of which: ca 70% IIOA Members
- Higher registration rate than in previous years
- Larger diversity of participants' origins
- Higher female participation rate
- International School of Input-Output continues its teaching program for the 3rd year.

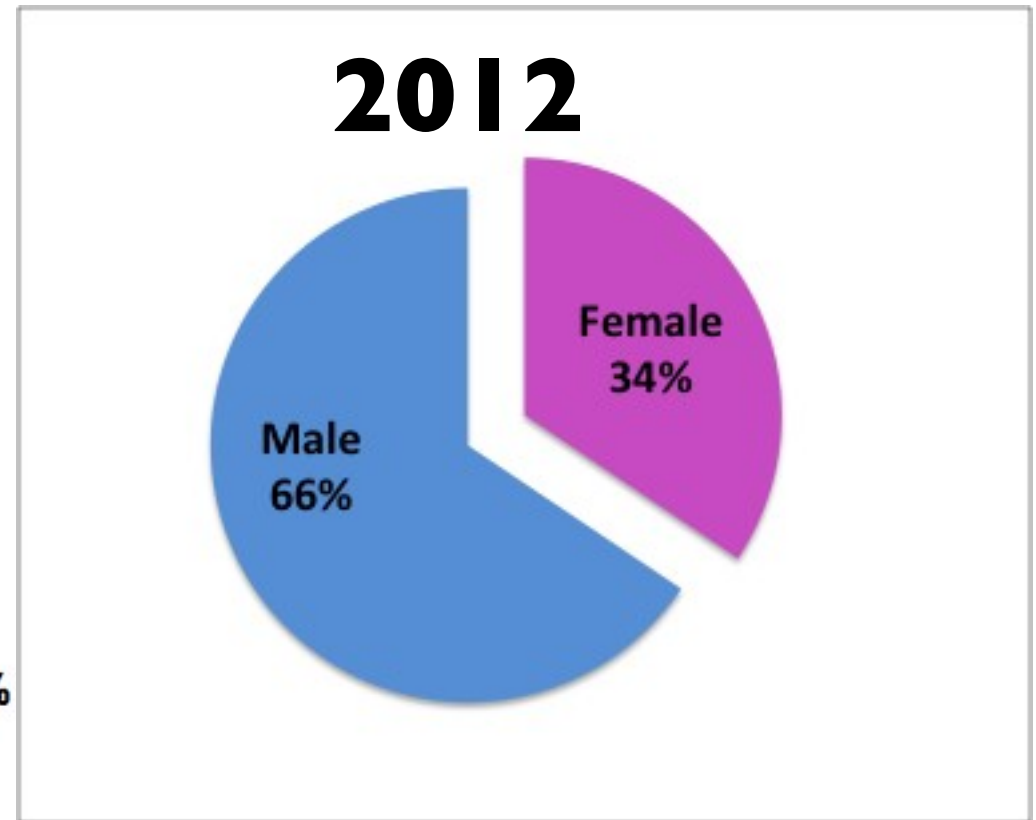
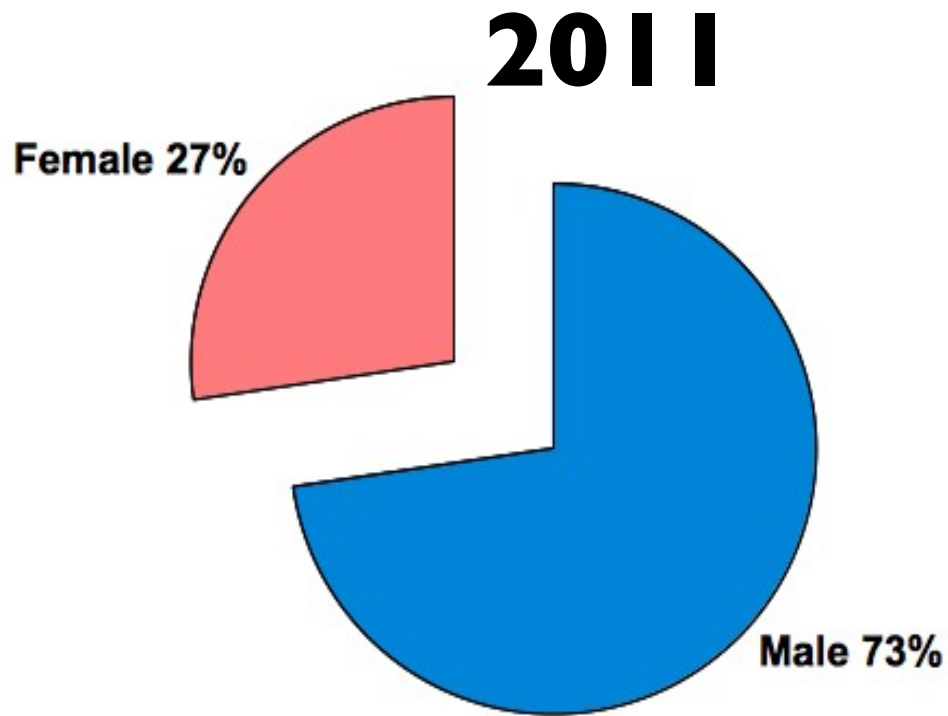
Participants 2011: 39 Countries



Participants 2012: 50 Countries



Participants by Gender



21th IIOA Conference

Where?



The International School of Input-Output Analysis

Bratislava, Slovakia - 2012

A bit of history

- a) Training sessions in Sydney (AUS) (2010)
- b) First Edition in Alexandria (USA) (2011)
- c) Training sessions in Leiria (POR) (2012)
- d) Second Edition in Bratislava (SVK) (2012)

Further activities

- a) Training sessions in Seville (ESP) (2013)
- b) Third Edition in Japan? (2013)

Organization

Step 1: Attendance to the modules

Step 2: Assignment to be submitted before Dec 201X

- *Scientific paper*
- *Application/exercises*
- *Other similar options*

Step 3: Revision and comments from lecturers (Jan 201X+1)

Step 4: Submission of revised version (Mar 201X+1)

Step 5: Decision on the Module Certificate (May 201X+1)

(Groups \leq 3; IIOA Conference; Journals; Book chapters)



Sessions in Sydney, 2010

Nr participants: 55

Overall satisfaction: 8.3

1st Edition Alexandria, 2011

Nr participants: 44

Overall satisfaction: 8.7

Sessions in Leiria, 2012

Nr participants: 11

Overall satisfaction: 8.8



2nd Edition Bratislava, 2012

Nr participants: 64

Nr surveyed participants: 58

Overall satisfaction: 8.2



Achievements from the 1st Edition

- Three “Certificate of Studies” issued
- The three articles that merited the certificates will be published in a book edited by Joy Murray:
 1. Water footprints in Spain based on a MRIO model with 16 Spanish regions (Ignacio Cazcarro, University of Saragossa, Spain)
 2. Income-based environmental responsibility (Alexandra Marques, Technical University of Lisbon, Portugal)
 3. The creation of a dual Waste and Multi Regional Input-Output model for Australian conditions (Christian Reynolds, University of South Australia, Australia)



12th Workshop of the Portuguese Association of Regional Sciences (APDR) Sessions in Leiria, February 2012

Modules:

- **Updating Symmetric Input-Output Tables (J. Beutel / José M. Rueda-Cantuche)**
- **Construction of Social Accounting Matrices (Susana Santos)**

Nr participants: 11

Overall satisfaction: 8.8


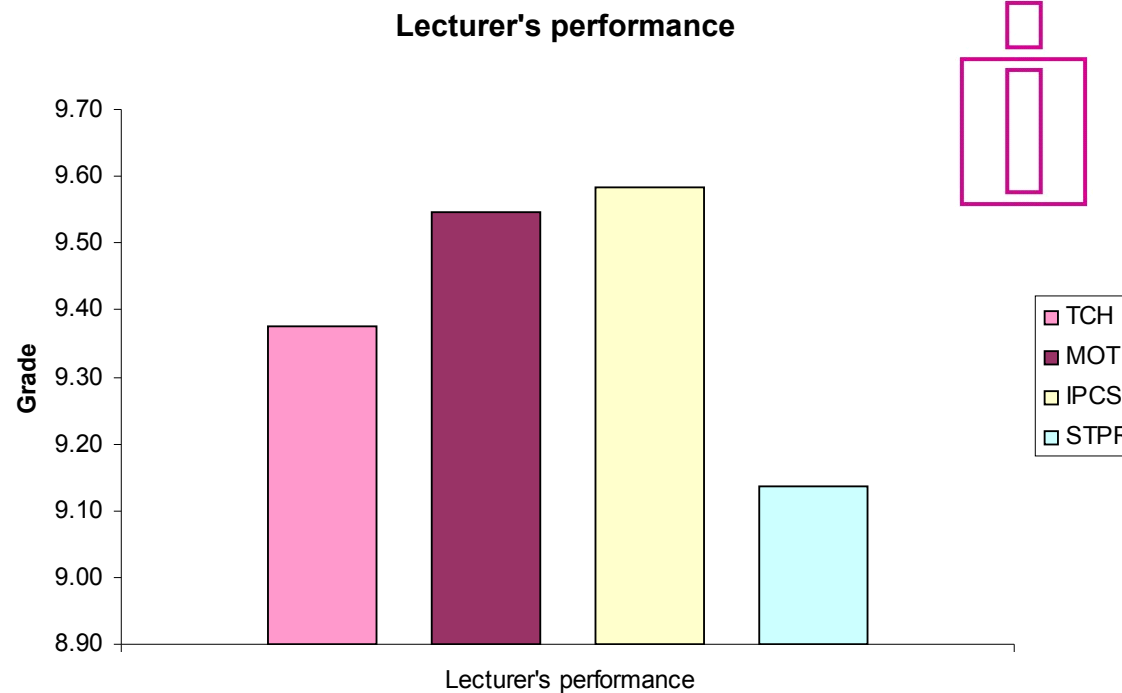


Results of Leiria, 2012

Table 2.- Lecturer's performance


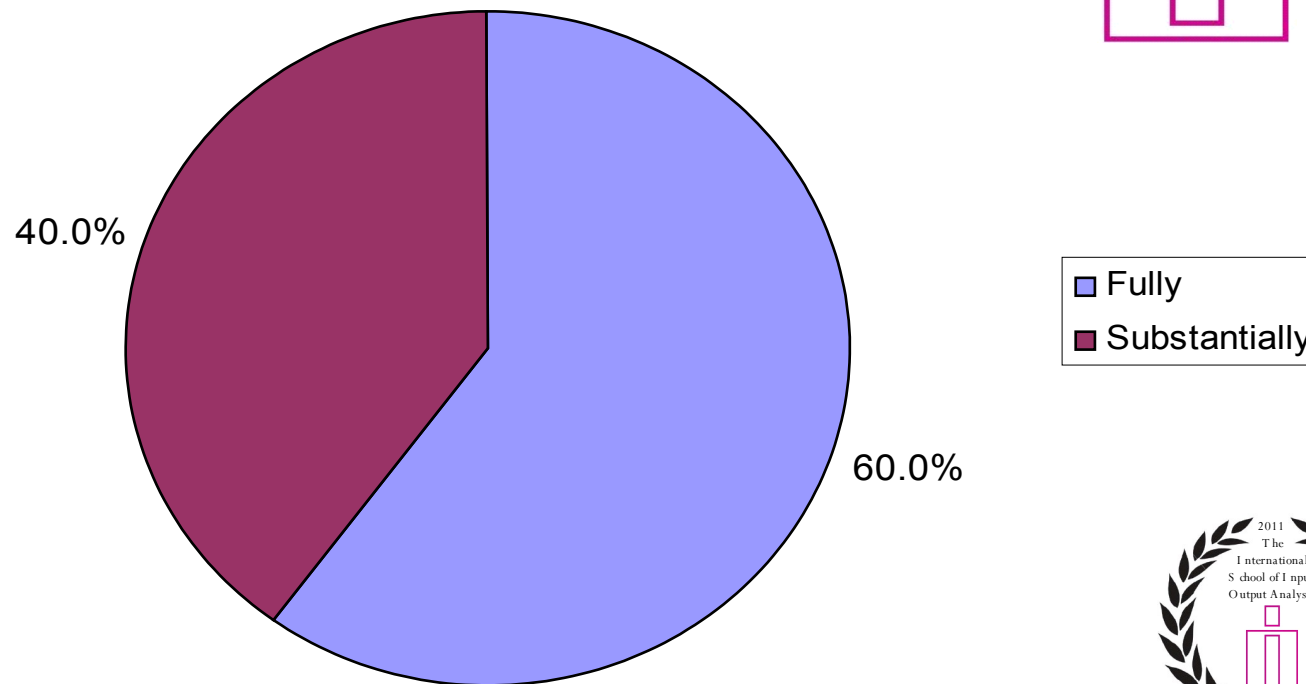
	Grade
Teaching skills (TCH)	9.38
Motivation (MOT)	9.55
Inter-personal and communication skills (IPCS)	9.58
Structure and preparation of the course (STPR)	9.14
Total	

Source: IIOA



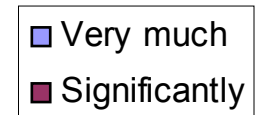
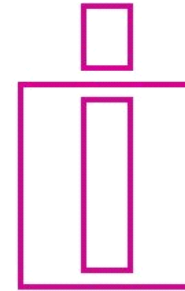
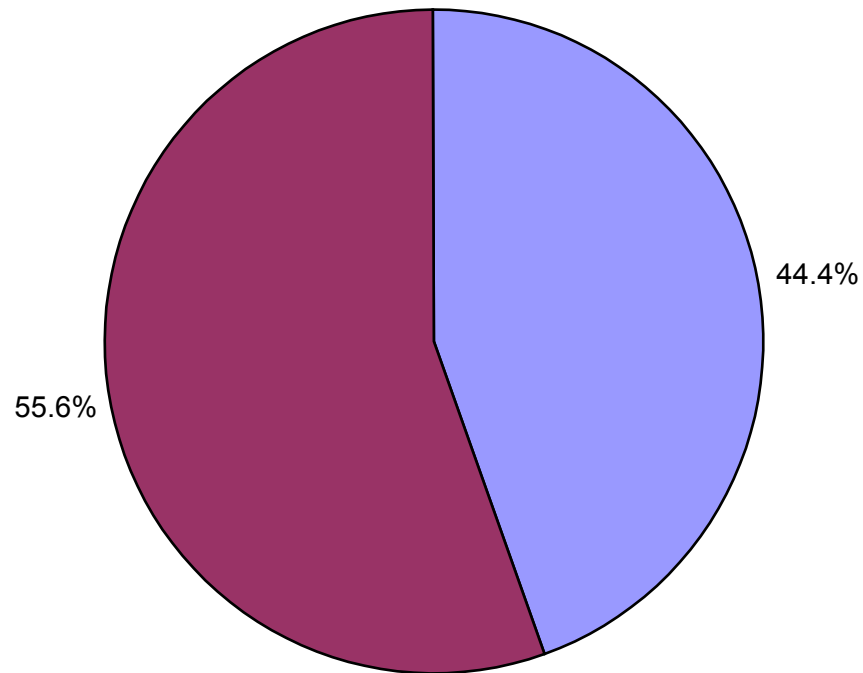
Results of Leiria, 2012

Achievement of learning objectives



Results of Leiria, 2012

Benefit from the new acquired skill



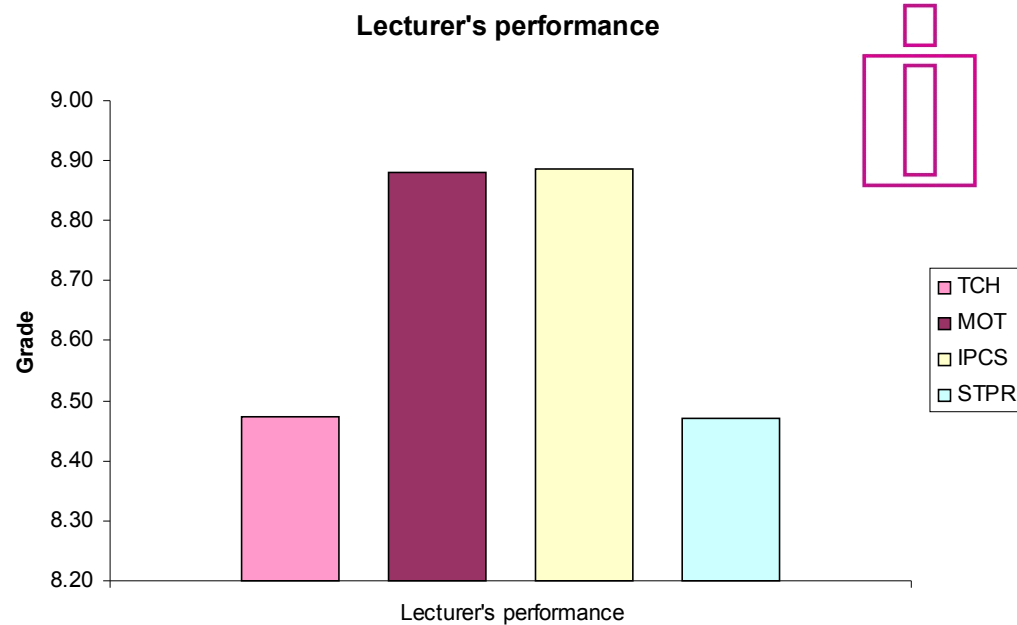
Results of Bratislava, 2012

Average

Table 1.- Attendance and overall grade of the course

	Participants
Number of surveyed participants	58
Overall degree of satisfaction about the sessions (max. 10)	8.22

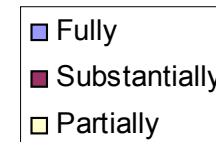
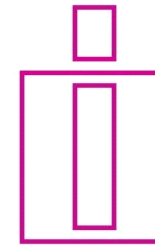
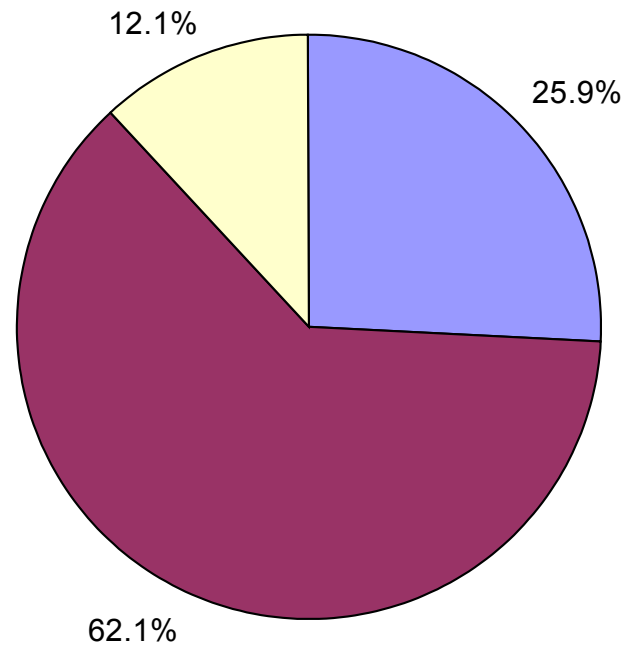
Source: IIOA



Results of Bratislava, 2012

Average

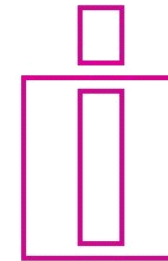
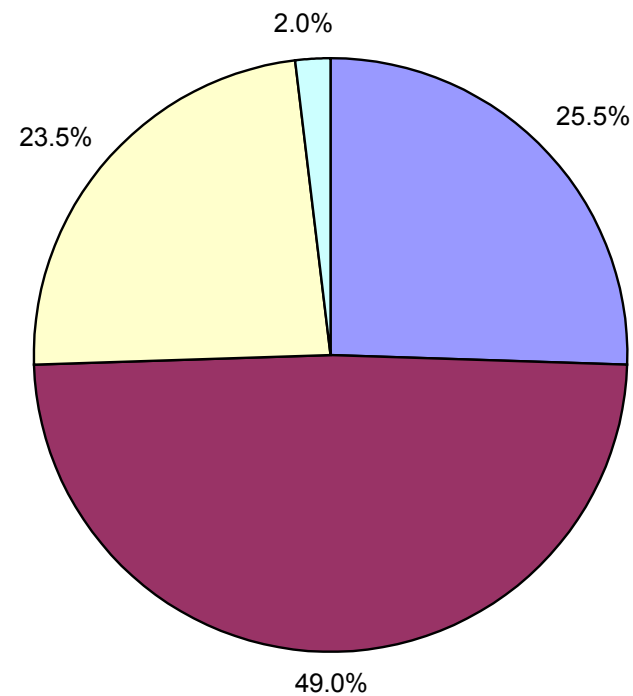
Achievement of learning objectives



Results of Bratislava, 2012

Average

Benefit from the new acquired skill




- Very much
- Significantly
- Partially
- Hardly at all



Any other business

?



IIOA
www.iioa.org

Linking Forward.
