



General Assembly 2024

Welcome!

Agenda

| | | |
|---|---------------------|--------|
| ● Opening Address | (Sanjiv) | 10 min |
| ● IIOA Activities | (Chris) | 25 min |
| ❖ Membership Overview | | |
| ❖ Financial Report 2023 and Budget Outlook 2024 | | |
| ❖ IIOA Operations & Systems | | |
| ● IIOA Council | (Oliver) | 5 min |
| ● Communication Channels | (Oliver) | 5 min |
| ● IIOA Code of Professional Conduct | (Oliver) | 5 min |
| ● IIOA Conference 2024 | (Chris, José, Luis) | 15 min |
| ● Economic Systems Research | (Rosa) | 10 min |
| ● International School of Input-Output (ISIOA) | (Luis) | 10 min |
| ● Webinars | (Kuishuang) | 10 min |
| ● Prizes: Leontief Prize | (Kuishuang & ...) | 5 min |

Presidential Address

16:00

3

Overview



Continuing the journey of physical face-2-face **annual IIOA Conferences**:

- 2022 Langkawi Island, Malaysia
- 2023 Alghero, Sardinia, Italy
- **2024 Santiago, Chile**
- 2025 In discussion.

This year, special thank you to:

- José Duran (LOC Chair) and his team: Luis Pedauga (SPC Chair) and his team; and Kuishuang Feng (CLO).
- The **role, importance, support, funding and participation of UN ECLAC** is very much welcomed. This collaboration between the IIOA and a highly reputable international organisation opens up many opportunities for producers and users from academics through to policy makers as well as enhancing the outreach across the Latin American community.

Overview



International School of Input-Output Analysis (ISIOA)

- Now in its 12th year with five modules this year.

Other activities – Economic Systems Research (ESR), Newsletter, Webinars, Historical Archives et al continue as business as usual and the development of a new Code of Professional Conduct. You will hear more about some of these today.

Overall, the IIOA is healthy, vibrant and continues to grow - presently with 888 members from 65 countries.

With many important issues such as the impact of globalisation, digitalisation, well-being and sustainability including climate change and the changing international macroeconomic standards, there are so many opportunities for the IIOA to embrace and continue to flourish.

If members would like more information or have ideas for improvement, please contact:

Sanjiv.mahajan@ons.gov.uk

**Significant statistical
developments and changes for
IIOA Members attention**

Overview of statistical changes



Over next few years, there are several changes to the statistical landscape:

- **Macroeconomic statistical standards**

- 2025 System of National Accounts (**2025 SNA**) to be endorsed by UNSC in March 2025.
 - New European System of Accounts (likely to be **ESA 2027**).
- Balance of Payments and Institutional Investment Position Manual (**BPM7**) to be endorsed by BOPCOM in March 2025.
- IMF Government Finance Statistics (GFS).
- System of Environmental-Economic Accounting (SEEA).

- **Statistical frameworks**

- International Standard Industrial Classification (ISIC) in 2023 and the NACE.
- Central Product Classification (CPC) in 2024 and Classification of Products by Activity (CPA).
- Classification of Individual Consumption by Purpose (COICOP).
- Classification of Functions of Government (COFOG).

Overview of statistical changes



IIOA
www.iioa.org

- **A flavour of the changes coming from 2025 SNA**

- Cost of depletion of natural resources will be treated as a cost of production.

Gross Domestic Product (GDP)

less depreciation

less depletion

equals Net Domestic Product (NDP).

- Recognition of data as an asset.
- Return to capital in measuring non-market output.
- Unbundling of package tours, e.g., travel, transportation, etc.

- **Sanjiv Mahajan** is one of the five supporting editors producing the 2025 SNA.
- If members would like to know more, please contact: Sanjiv.mahajan@ons.gov.uk

IIOA Membership

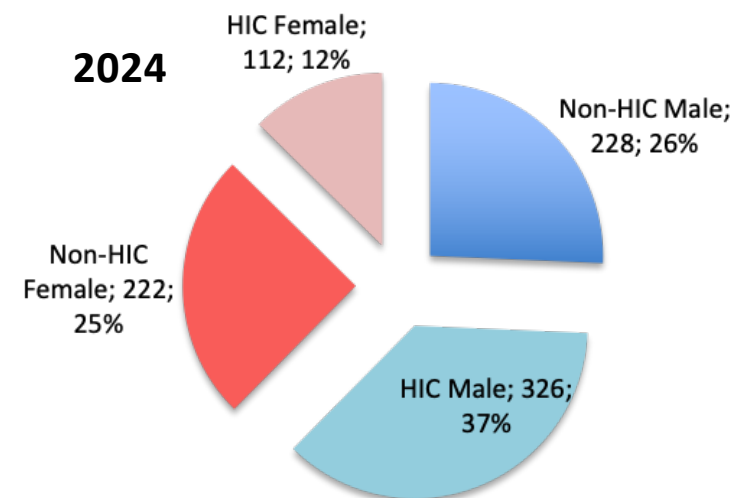
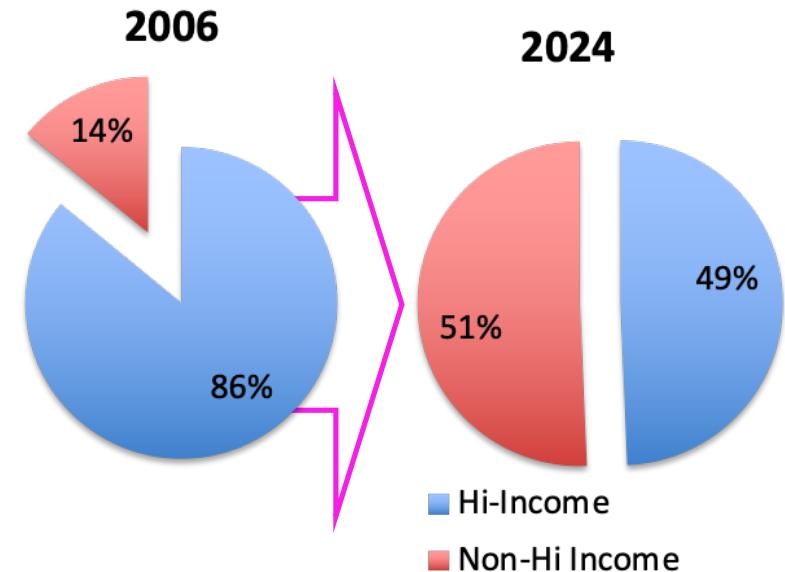
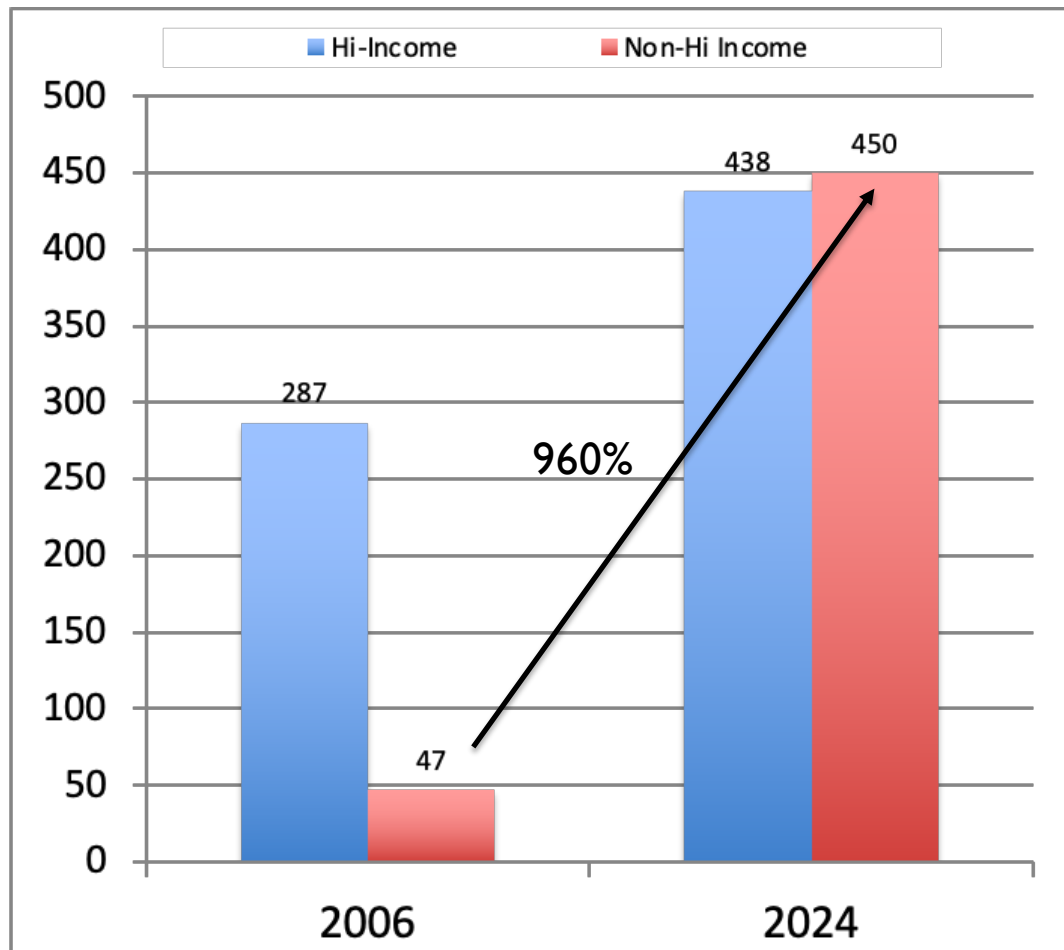
IIOA Membership 2024

as of 28th June 2024


Newest: Chinese Input-Output Association



888 Individuals, **20** Institutional members.
+ 50 free-memberships from Santiago Conference



Institutional Members 2024



IIOA

www.iioa.org

| Institution | |
|---|---|
| <p>AUSTRALIAN BUREAU OF STATISTICS Website: http://www.abs.gov.au</p> |  |
| <p>BANK OF KOREA Website: http://www.bok.or.kr/eng/engMain.action</p> |  |
| <p>CEADs - Tsinghua University Website: https://ceads.net/</p> |  <p>Carbon Emission Accounts & Datasets for emerging economies</p> |
| <p>CESAR Website: http://www.cesarecon.at</p> |  |
| <p>Chinese Input-Output Association Website: http://cioa.ruc.edu.cn/</p> | <p>NEW</p>  <p>中国投入产出学会 Chinese Input-Output Association</p> |
| <p>DANMARKS STATISTIK Website: http://www.dst.dk/en.aspx</p> |  |
| <p>EUROSTAT Statistical Office of the European Communities Website: http://epp.eurostat.ec.europa.eu</p> |  |
| <p>FEDERAL STATISTICAL OFFICE OF GERMANY Website: https://www.destatis.de</p> |  |

| |
|---|
|  |
|  |
|  |
| <p>ZATION</p>  <p>International Labour Organization</p> |
|  |

| |
|---|
|  |
|  |
|  |

tion of Input-Output
Studies (TAIOS)
Website: <http://www.taios.org.tw>

臺灣產業關聯學會
Taiwan Association of Input-Output Studies

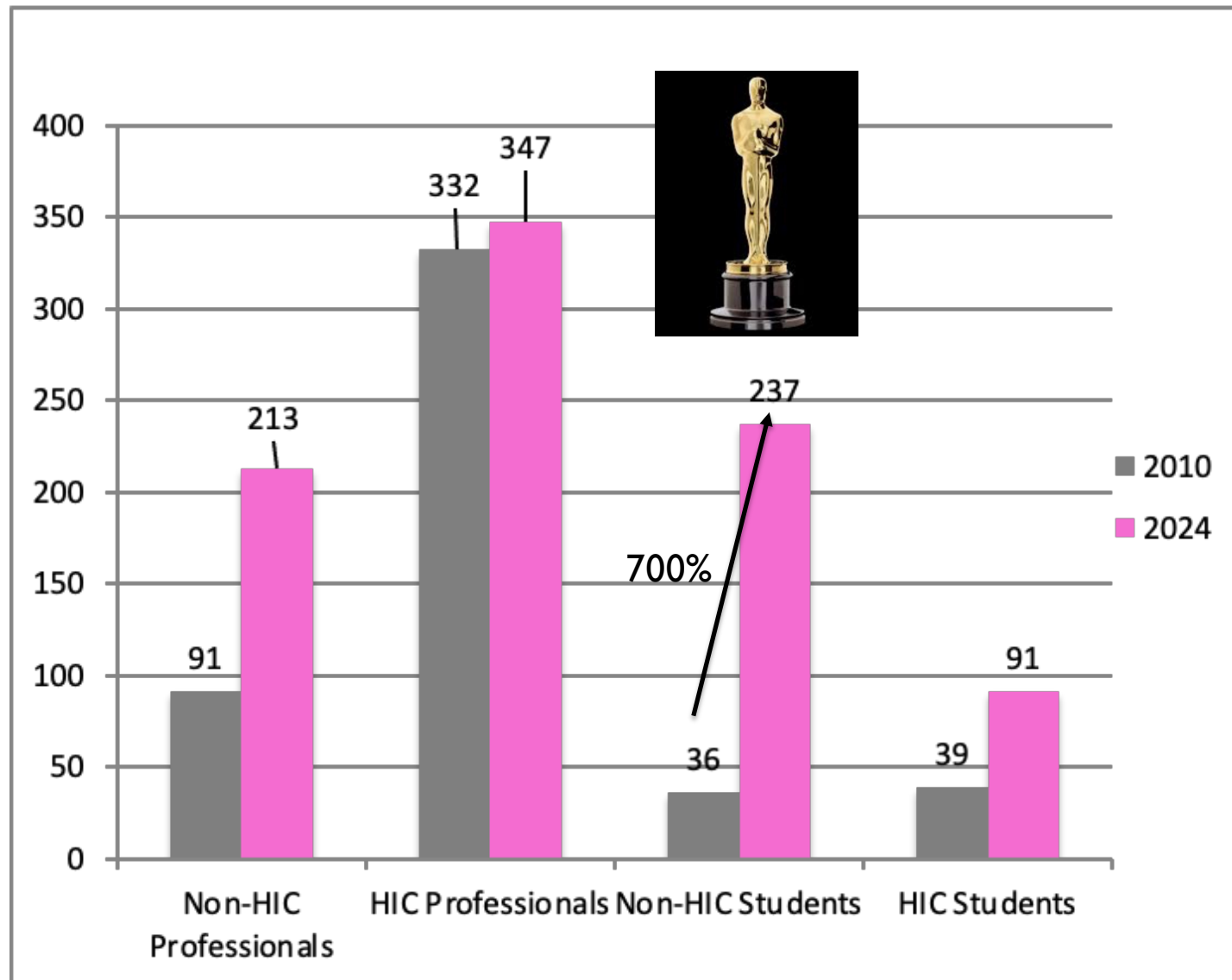
BEA
BUREAU OF ECONOMIC ANALYSIS
U.S. DEPARTMENT OF COMMERCE

WIFO Austria
Website: <http://www.wifo.ac.at>

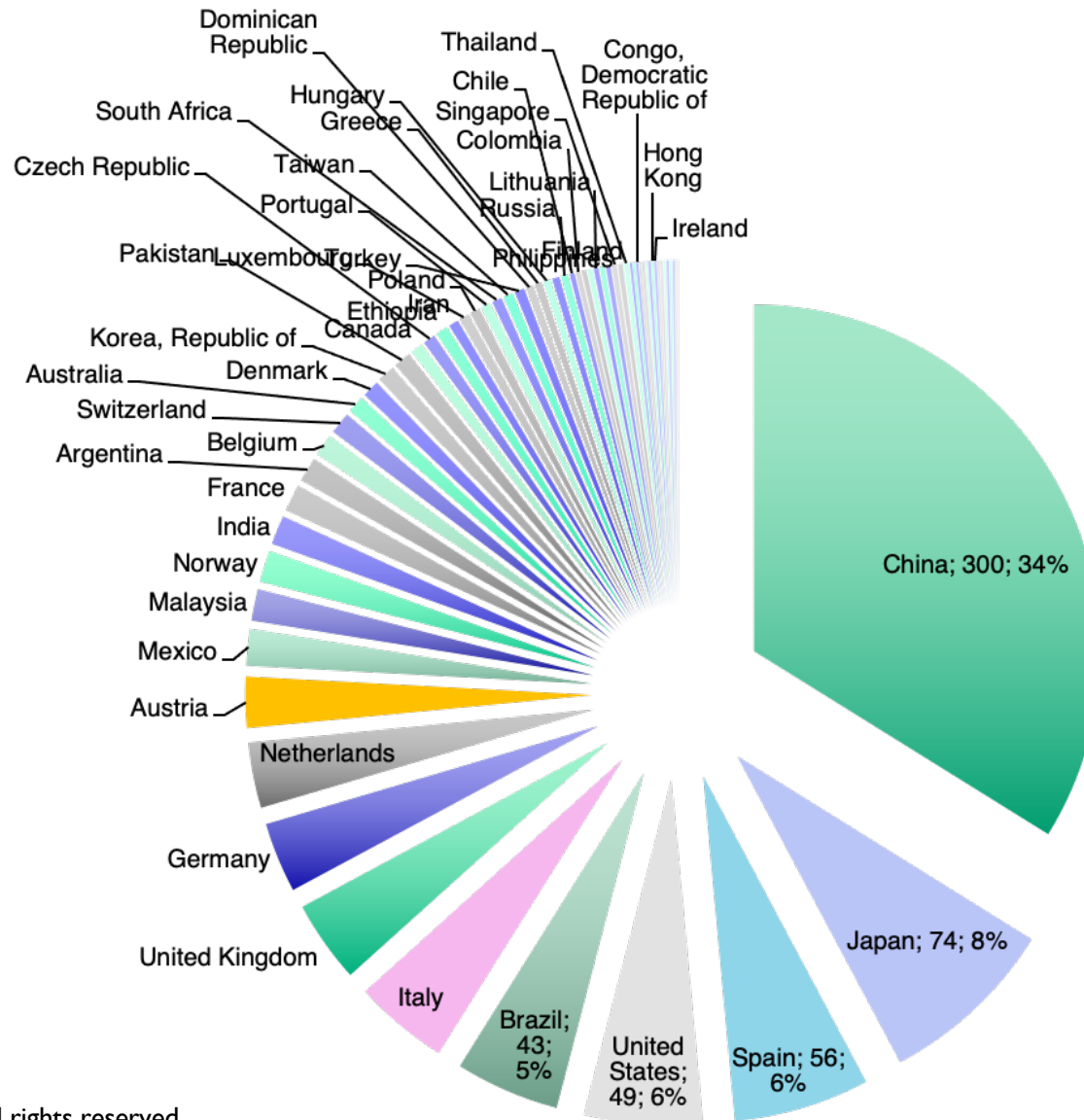
WIFO

IIOA Membership 2010 and 2024

Members by Country Group and Activity

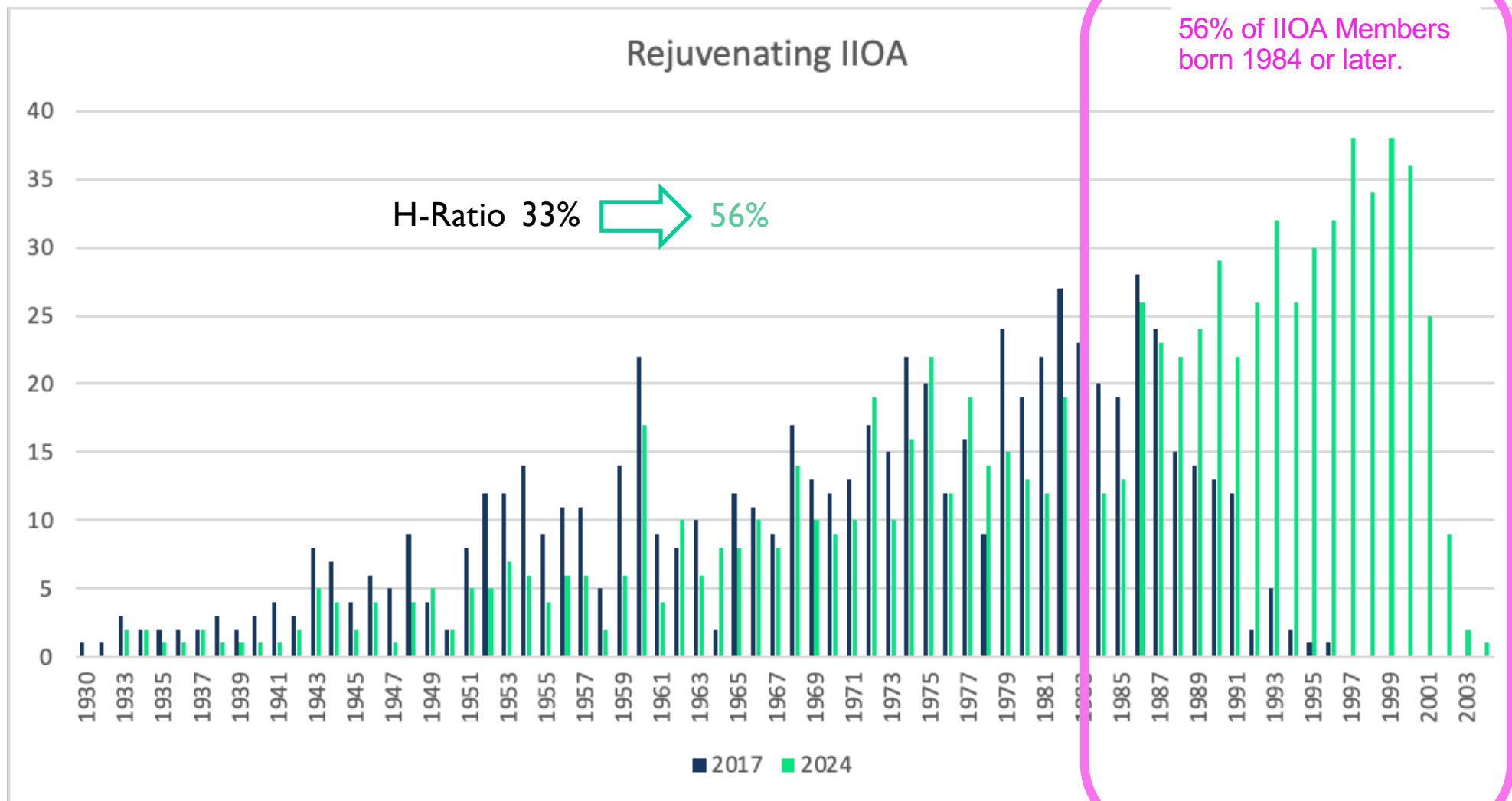


IIOA Membership as of 28 June 2024: 888 Persons, 65 Countries



„Hewings Ratio“

Percentage of IIOA Members aged 40 and below



Financial Report

IIOA Financials 2023



- According to Cash Accounting IIOA year-end results show a **surplus of US\$ 4,400.**
- ... even though we had the **highest** Volume of **Travel Grants for Young IIOA Researchers** in IIOA history (**US\$ 35.800**).
- ... however, some higher expenses have been **delayed to 2024** (z.B. Audit costs 2022, Editorial Expenses, Sir Richard Stone Prize 2023, in total **US\$ 12,500**).
- **Royalties** for the ESR Journal is lower than at all-time-high (= 2021, paid in 2022), but still high (**US\$ 42,000**), they **increased** again by **13%** as reported by T&F in January 2024. **Editorial Works** sponsoring stays constant (**US\$ 20,000**).
- **Membership contributions of private members** increased to over **US\$ 17,000.**
- **Institutional Membership contributions**, after a year of very high payments, fell to **US\$ 11,000.** Another rise is expected in 2024, with one institution already having paid arrears of past years.
- **Interest** gains rose to over **US\$ 5,000.-** as the FED offered good interest on US\$-holdings.
- A small **Non-Members Surcharge** of the Alghero conference added **€2.500.-**
- The **IIOA Archive Project** created costs of over **\$9,600.-**, which includes lawyers, document logistics, a salary for our Indian support Anu for data entry and validation.
- The **ISIOA School** has become popular. Trainers for the educational modules at the conference 2023 cost about **\$2,700**
- We locked-in a 3 year multi-year low fee for the **Conference-App WHOVA**, amounting to **\$4,200**, saving us US\$ 2,000 for the years 2023, 2024, 2025.
- **Office expenditure** rose in **2023 (\$2,000)**, as Oliver Fritz needed a performant, stabile running, low weight laptop. (WIFO does not offer good equipment for IIOA purposes, and has a strict device standard with big and heavy computers.) High work productivity of Oliver Fritz is critical for overall IIOA operations, so IIOA provides his equipment.
- IT service expenditures continued at ca. the previous year level **\$11,300** and included conference systems enhancements and website creation, webinars, archives database development.
- **All other expenditures** were constant or lower than in years before, and are well in check. IIOA productivity remains superbly high for an 800+ members global organization.

Revenues

| International Input-Output Association (IIOA): Financial Report 2018 – 2023, Estimates for 2023-2024 | | | | | | | | |
|--|----------------|----------------|---------------|----------------|----------------|----------------|---------------|----------------|
| In US \$ of 31.12. | actual | | | | | | Estimates | |
| | 2018 | 2019 | 2020 | 2021 | 2022 | 2023 | 2023 | 2024 |
| Revenue | | | | | | | | |
| Institutional Membership Contributions | 13.370 | 13.545 | 14.250 | 19.511 | 18.056 | 11.135 | 15.700 | 15.000 |
| Private Membership contributions | 15.215 | 13.476 | 11.140 | 15.935 | 15.706 | 17.318 | 14.200 | 15.000 |
| Interest | 504 | 1.094 | 197 | 120 | 273 | 5.599 | 300 | 5.000 |
| Sponsoring of Editorial Works by T&F | 40.000 | 20.000 | 20.000 | 20.000 | 20.000 | 20.000 | 20.000 | 20.400 |
| Richard Stone/REAL Prize Sponsoring | 1.260 | 1.260 | 960 | 960 | 1.596 | 1.000 | 1.300 | 1.300 |
| Royalties | 35.882 | 47.029 | 49.051 | 48.757 | 51.781 | 42.443 | 46.500 | 47.500 |
| NM Surcharge Juiz de Fora Conference | 4.821 | - | - | - | - | - | - | - |
| NM Glasgow Conference | - | 10.302 | - | - | - | - | - | - |
| NM Langkawi Conference | - | - | - | - | 0 | - | - | - |
| NM Alghero Conference | - | - | - | - | - | 3.503 | - | - |
| NM Santiago Conference | - | - | - | - | - | - | - | 2.000 |
| Total revenues | 111.053 | 106.705 | 95.597 | 105.283 | 107.412 | 100.997 | 98.000 | 106.200 |

INSMEM and
PRIVMEM

Interest increase

Editorial Works
Sponsoring as agreed

Royalties dip

Small Non-Members
Surcharge in 2023

Expenditures



| International Input-Output Association (IIOA): Financial Report 2018 – 2023, Estimates for 2023-2024 | | | | | | | | |
|--|------------------------|---------------|---------------|---------------|---------------|-----------------------|----------------|----------------|
| In US \$ of 31.12. | actual | | | | | | Estimates | |
| | 2018 | 2019 | 2020 | 2021 | 2022 | 2023 | 2023 | 2024 |
| Expenditures | | | | | | | | |
| Dissemination/Editorial expenses for the Journal | 24.943 ^[21] | 28.033 | 20.002 | 20.062 | 19.994 | 10.019 | 20.000 | 30.000 |
| OD Services | 7.000 | 7.077 | 7.548 | 7.052 | 7.020 | 7.173 | 7.000 | 7.000 |
| Mailings and Postage | 13 | 6 | 0 | 4 | 0 | 0 | 10 | 0 |
| Auditing and elections | 1.903 | 1.901 | 0 | 3.790 | 1.938 | 0 | 1.600 | 3.200 |
| Lawyers fees | - | - | - | 1.369 | 1.613 | 0 | 1.500 | - |
| Banking charges & Tax on interest accrued | 643 | 917 | 577 | 1.341 | 1.178 | 1.562 | 2.000 | 2.000 |
| Office Equipment and Admin Support | 1.535 | 1.704 | 1.895 | 2.313 | 2.087 | 2.055 ^[25] | 4.500 | 4.500 |
| Software coding, websites, system maintenance | | | | | | | | |
| telecommunication, domain space, licenses. | 10.389 | 17.685 | 7.436 | 4.955 | 12.160 | 11.381 | 10.500 | 11.000 |
| Council meetings, travel costs | 9.593 | 3.609 | 0 | 0 | 10.152 | 10.225 | 10.000 | 10.000 |
| Whova Conference License '23-'25 | | | | | | 4.248 ^[23] | - | - |
| Conferences & Grants | | | | | | | | |
| Juiz de Fora | 27.003 | - | - | - | - | - | - | - |
| Glasgow | 1.924 | 31.734 | - | - | - | - | - | - |
| Langkawi | - | - | - | - | 30.957 | - | - | - |
| Alghero | - | - | - | - | - | 35.881 | 35.000 | - |
| Santiago | - | - | - | - | - | - | - | 24.200 |
| Awards (Leontief/Richard Stone/Fellows Prize) | 3.501 | 1.965 | 1.043 | 1.000 | 655 | 1.620 ^[24] | 2.600 | 2.600 |
| ISIOA School | 896 | 777 | 510 | - | 144 | 2.752 | 2.000 | 3.500 |
| IIOA Archiving Project (excl. IT) | - | - | - | - | 4.637 | 9.667 | 5.000 | 7.500 |
| <i>Total expenditures</i> | <i>89.343</i> | <i>95.406</i> | <i>39.011</i> | <i>41.887</i> | <i>92.536</i> | <i>96.583</i> | <i>101.710</i> | <i>105.500</i> |
| Surplus/Deficit | 21.710 | 11.299 | 56.586 | 63.396 | 14.876 | 4.414 | -3.710 | 700 |
| Assets as of December 31 ^[4] | 202.294 | 211.622 | 278.371 | 341.767 | 356.643 | 361.057 | 352.933 | 361.757 |

• ESR Editors remuneration

• OD constant

• Auditing invoice delayed to 2024

• No Legal fees (IP, T&F, Statutes)

• Telco, Webinars, Conference, IT-Dev

• Council travel

• 3 years of WHOVA

• Travel grants

• Archives

• Surplus

• Asset base steady

2023 Quick Summary



1. 2023 was a good year for IIOA, with a **popular conference** in Italy, **140 new members**, **lots of activities** and development **as well as very generous travel grants** for young researchers.
2. **After the pandemic** years of 2020-2021, it was appropriate to fuel the global IO community with a set of good initiatives and a revival of conferences in Europe in an attractive location.
3. With a total of over **\$360,000 Euro in assets**, IIOA has grown to a financially **resilient Organization for the way** it is currently **operated**. IIOA is hard to beat in terms of organizational efficiency. We can be optimistic for the years to come.
4. With the **United Nations Organization** having applied to host our **global IIOA conference** at their premises in Chile (UNECLAC) in 2024, IIOA has reached a new level of operational realm, and - we hope - awareness of its contribution.

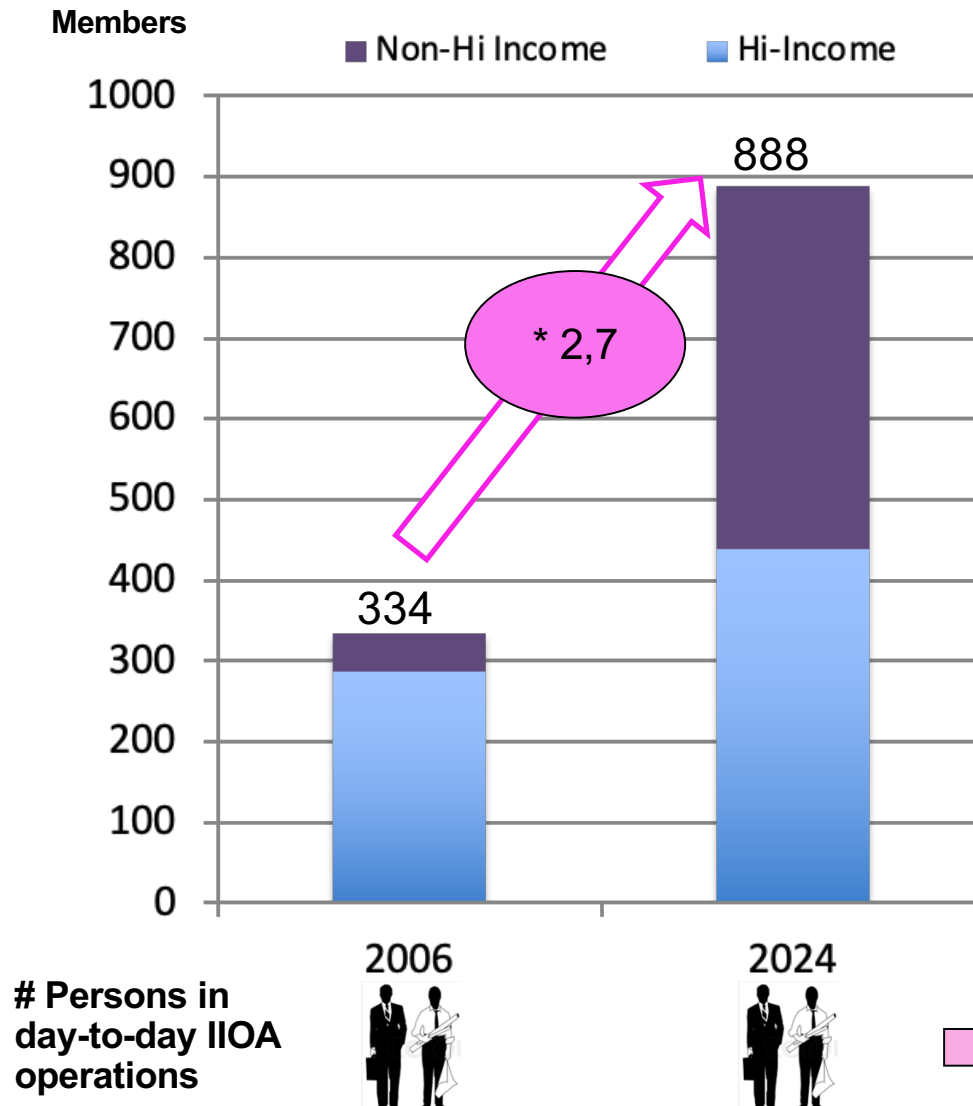
Outlook for 2024

- **Royalties** jump by 13% to over US\$ 47,500.
- **Editorial Works** funding by T&F increase by 2% as agreed US\$ 20,400.
- **Interest** income expected constant at US\$ 5,000.
- We conservatively estimate a US\$ 2,000 **Non-Members Surcharge** Contribution from the Santiago Conference.
- **Private and Institutional Membership** contributions estimated at average of past years US\$ 30,000.
- **Travel grants** for young scholars remain the highest expenditure item, as well as cooperation with YSI Programme: joint grants will continue!
- **Administration Costs:** expected constant.
- **IT Costs:** expected at 6-year average of US\$10,500.
- **IO Archive** project will continue: provision of US\$ 7,000 for data entry and validation, legal support, shipment of rare physical archive originals.
- ISIOA Trainings expected at previous level: US\$ 2,500
- Based on **conservative estimates** we expect a small **surplus** of **US\$ 700**.

IIOA Operations & Systems

IIOA Evolution

How to run the IIOA family?

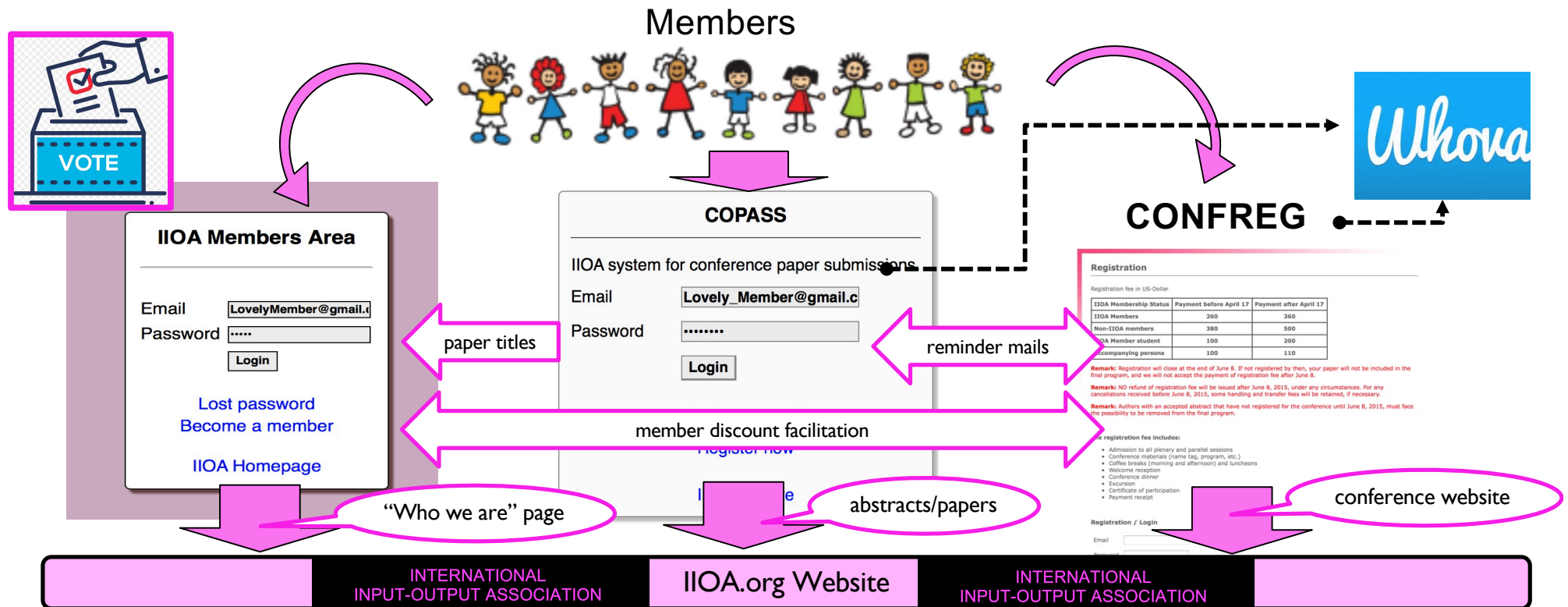


We can't do
handwritten
"Extrawürstel"!



Digitalization of Operations.

IIOA Systems



PLEASE:

- Keep your contact data updated!
- ESR mailing, Election ballots, Infos, ...
- Next election is **THIS YEAR!**






- Be aware of separate login: COPASS is also used by Non-Members!
- Use Members Area user name + password!
- Mind the deadlines!

Do **not** confuse this with COPASS

- We have **cross-checks** to help and remind you!
- Use COPASS user name + password! The **system tries to recognize you**; if you are in COPASS – pulls its data!
- Registration only completed with **payment!** Mind the deadlines!

Members Area Profiles

- **Intuitive** look & feel ...

 Home  My Profile  New Message   Logout

Profile picture

Links to Social
Networks and
Researcher
Databases


Contact details



Short Bio

Member Profile

Prof. Rossella Bardazzi

Associate Professor
Department of Economics and
Management - University of
Florence



Other Networks:
 




[Edit Profile](#)

IIOA Membership

Member since: 1989
Member ID: 9262

Contact Details

Prof. Rossella Bardazzi
Dipartimento di Scienze per l'economia e l'impresa
Polo delle Scienze Sociali
Università di Firenze
Via delle Pandette 21
50127 Firenze
Italy

E-Mail: 
Phone: 
Fax: +39 

Institution: Department of Economics and Management - University of Florence

Short Bio

Professional Experience

Rossella Bardazzi is associate professor of macroeconomics at the University of Florence (Italy) where she teaches Macroeconomics (Bachelor), Energy, environment and European security (Master's level) and Economics of European integration (Master's level). Since her doctoral studies, she is a member of the international research network INFORUM (Interindustry Forecasting at the University of Maryland). Within this research network she contributed in developing and maintaining the national multisectoral econometric model for Italy (INTIMO). At present, she is a core partner of INFORUM and is part of the research team in charge of developing the linking system of national models through bilateral trade flows (Bilateral Trade Model, BTM). She has been a partner of a pioneering international project coordinated by the Italian National Statistical Office in building a microsimulation model for firms to analyze the impact of

New Members Area

Short Bio

Professional Experience

Business Process Engineering, Program and project management, CIO advisory, test management, requirements definition, custom developments, roll outs, technical documentation, quality management transformation. Industry experience: Oil & Gas, Retail & Distribution, Telecommunications, Pharmaceuticals, Government, NGOs, Multilateral Development Banks.

Areas of Research

National accounting methods and data compilation.
Data processing systems design.
Quality Management Processes.

Extra-Curricular Activities

Music: piano, jazz guitar.
Sports: tennis, table tennis, indoor soccer.

Looking for

IIOA Members interested in IIOA Council activities.

Activities

Vision Statement

Your IIOA Conference Papers, with hyperlinks for quick access!

Vision Statement

IIOA is a global family of over 700 researchers. Making this community grow and collaborate efficiently is a great honour and wonderful task.

Contributions to IIOA Conferences

19th IIOA Conference ALEXANDRIA

The measurement of productivity: contributions to the analysis from IO economics
Role: Author
Download: [Abstract](#), [Paper](#)

23rd IIOA Conference in MEXICO CITY

Modelling bilateral international trade flows. The INFORUM Legacy
Role: Author
Download: [Abstract](#)

CONFREG: Customized Conference Invoice

The Conference

Organizers

Keynote Speakers

Call for Papers

Paper submission using COPASS

Important Dates

Conference Program

Young Researchers Event

Int. School of IOA

Registration / Login

Registration / Login

Email

Lovely-Member@gmail

Password

.....

Login

[Lost password](#)

IIOA Members: please login with your email and password that you use for the IIOA Members Area.

COPASS Members: please

Not an IIOA/COPASS Member: if you have not yet

Personal data

[Change password](#)

[Change personal data](#)

Registration Fee

Payment

Identified as IIOA member.

Your payment: 18/May/2017 1.00 USD

[Download Invoice](#)

Add all details that you need in the invoice!

You are registered to the 25th IIOA Conference

INTERNATIONAL INPUT-OUTPUT ASSOCIATION

International IIOA in 2017 Vienna, Austria

www.iioa.org - Email: iioa@iioa.org

President: Dr. International Input-Output Association

Executive Secretary: Dr. International Input-Output Association

General Secretary: Dr. International Input-Output Association

Vienna, May 18, 2017

Our Ref. No.: 0713/089

Certificate of attendance and invoice


25th IIOA Conference in ATLANTIC CITY, USA

The IIOA members confirm their participation in the 25th IIOA Conference in ATLANTIC CITY, USA, June 18-20, 2017. June 21, 2017. Your registration payment of USD 1.00 has been received by the association.

We are glad about your active role in the development of IIOA research and analysis.

Please visit our website: www.iioa.org/conferences2017 where you will find all information on this year's conference.

With kind regards yours truly,


DR. CHRISTOF J. RAMMELLA
IIOA Treasurer

© 2024 by IIOA. All rights reserved.

26



DVR: 0658511
ZVR: 914038740

INTERNATIONAL INPUT-OUTPUT ASSOCIATION

Urbangasse 16/19, A-1170 Vienna, Austria
Web: www.iioa.org Email: admin@iioa.org

President: Erik Dietzenbacher Vice Presidents: Cuihong Yang, Michael Lahr
Executive Secretary: Oliver Fritz Treasurer: Christof Paparella
Editors of the Journal: Manfred Lenzen, Bart Los



IIOA

www.iioa.org

Cristina Sarasa
Department of Economic Analysis,
University of Zaragoza,
C/ Gran Vía 2, 50005
Zaragoza (Spain)
Spain

Recipient, exactly as
you need it.
(VAT Numbers, etc.)

Document ID

Vienna, June 24, 2017
Our Ref. No.: 8/845/1506

Certificate + invoice

Certificate of participation and invoice 25th IIOA Conference in ATLANTIC CITY

Conference Details

The IIOA herewith confirms your participation at our 25th IIOA Conference in ATLANTIC CITY, June 19, 2017 - June 23, 2017. Your registration payment of USD 385.00 has been received by the local organizers on April 21, 2017.

We are glad about your active role in the development of IO research and analysis. Your presentation on the following has been highly appreciated:

1.) Cristina Sarasa. "Can a combination of efficiency initiatives give us "good" rebound effects?". Presented on June 22, 2017, 09:00-10:30 hours in Parallel Session 6 in Atlantic Ballroom 4 chaired by Kakali MUKHOPADHYAY on the topic (6.3) Energy Input-Output Modeling (2).

2.) Cristina Sarasa, Rosa DUARTE, Julio Sánchez Chóliz. "GHG emissions-reduction targets applied to Spain: A dynamic approach for the climate change road to Paris agreement". Presented on June 20, 2017, 16:30-18:30 hours in Parallel Session 3 in Atlantic Ballroom B chaired by Rosa DUARTE on the topic (3.5) Designing of Energy Policies with I-O.

Please visit our website <https://www.iioa.org/conferences/25th/> where you find all information on this year's conference

With kind regards yours truly,

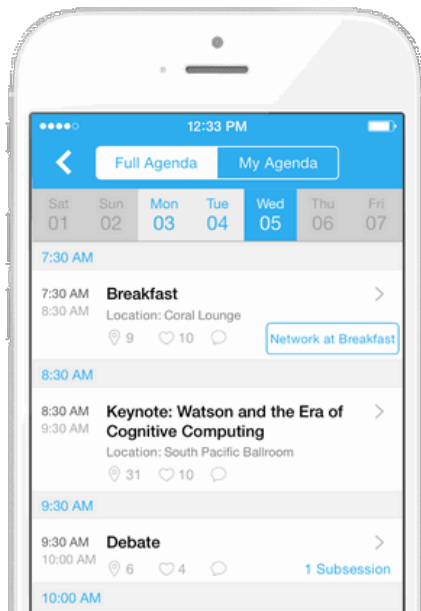
Signatures of the
organizers

Your papers precisely
listed with
presentation date, time
and place!

Price you paid



Conference App



Personal Agenda, personalized experience



Interactive Maps, never get lost



Document sharing, for slides and handouts



Note-taking, anywhere, search in one place



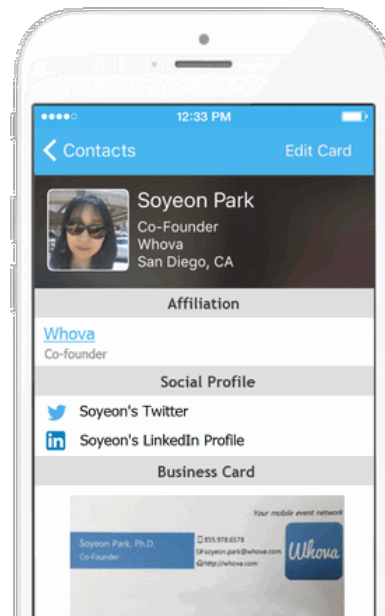
Splash pages, design it for your event branding



Offline? no worries, it's always accessible

68% of IIOA conference participants used WHOVA in 2017.

In 2022, 100% of IIOA conference participants downloaded the app.



Attendee SmartProfiles

Plan whom to meet with ahead of an event!



Business Card Scanning & Exchanging

Conveniently request a business card with one click



Business Card Management

Digitize cards and manage them with Smartprofiles



One-on-One Chat

Connect with attendees and schedule personal meetings



Group Chat

Boost offline networking! Share info and hang out



Conference App



Data Security and Privacy



Security

Servers hosted by the world's leading high-security cloud systems in the USA



Privacy

Data encryption with strong industry-standard cryptographic protocol



Reliability

Service uptime of 100% with a constant automatic backup system



60% savings in printing costs

Mobile Brochure



10x engagement with ease

Attendee Engagement


















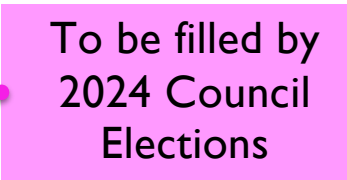








Happy attendees, increased retention

Attendee Networking



IIOA Council

IIOA Council

| Elected Members | Function | Period in Office | | | 2027 |
|--|--|--|---|---|---|
| | | 2024 | 2025 | 2026 | |
| 1 Kuishuang FENG | Vice President, IIOA Webinar Coordinator |  |  | | |
| 2 Satoshi INOMATA | |  | |  | |
| 3 Bart LOS | |  |  | | |
| 4 Jing MENG | |  | |  | |
| 5 Zhifu MI | |  | |  | |
| 6 José Manuel RUEDA-CANTUCHE | Vice President |  | | | |
| 7 Mònica SERRANO | |  |  | | |
| 8 Francesca SEVERINI | |  | | | |
| 9 Cuihong YANG | |  | | | |
| <div></div> | | | | | |
| Appointed Members | Function | Period in Office | | | 2027 |
| | | 2024 | 2025 | 2026 | |
| 10 Rosa DUARTE | Editor ESR (one vote in council) |  | |  | |
| 11 Oliver FRITZ | Secretary |  | |  | |
| 12 Sanjiv MAHAJAN | President |  | | | |
| 13 Yasuhide OKUYAMA | Editor ESR (one vote in council) |  | | | |
| 14 Christof PAPARELLA | Treasurer |  | |  | |
| 15 Luis PEDAUGA | Director of ISIOA | | | | |

Communication

Communication



International Input Output Association



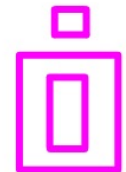
@theiioa



@theiioa



International Input Output Association



IIOA Newsletter

<https://www.iioa.org/news/newsletters.html>

Code of Professional Conduct

Code of Professional Conduct

The IIOA is committed to the highest standards of professional conduct

Ethics

Honesty

Integrity

1

**Code of
Professional
Conduct**

2

By-law

**No
discrimination**

**No abuse of position
or professional
advantage**

**No sexual or
racial
harassment**

Conferences

30th IIOA CONFERENCE SANTIAGO

**Nicolas Garrido
José Durán Lima**



**30TH INTERNATIONAL
INPUT-OUTPUT ASSOCIATION
CONFERENCE AND 12TH EDITION
OF THE INTERNATIONAL SCHOOL
OF I-O ANALYSIS**

ECLAC Headquarters (Dag Hammarskjöld 3477, Vitacura)
UNAB Las Condes Casona Campus (Fernández Concha 700, Las Condes)

More information at www.iioa.org

**JULY
1ST - 5TH
2024**



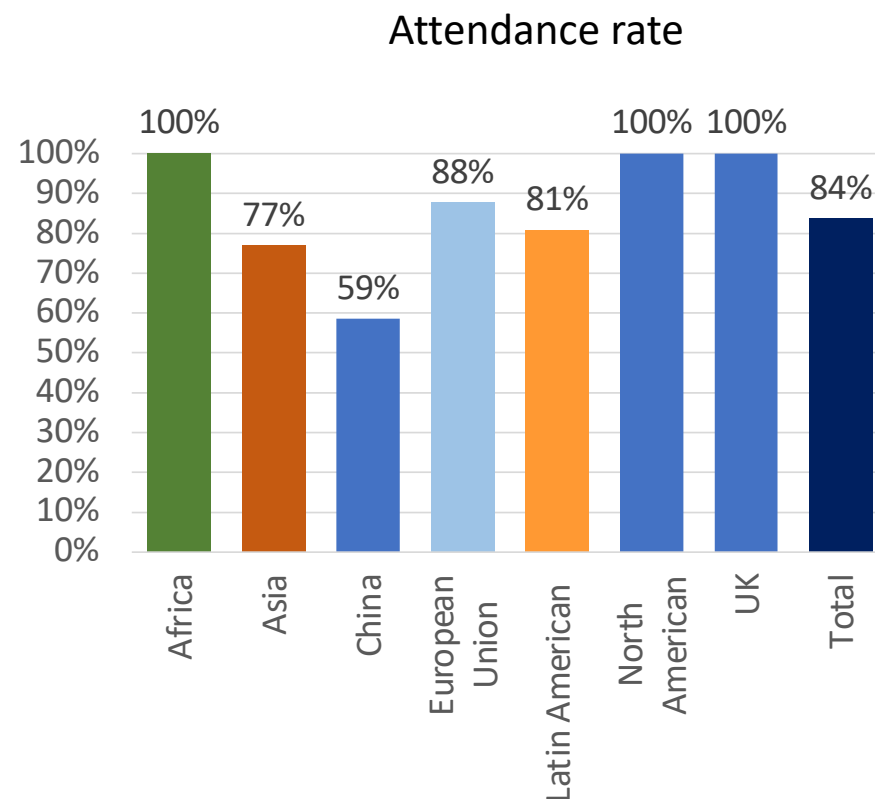
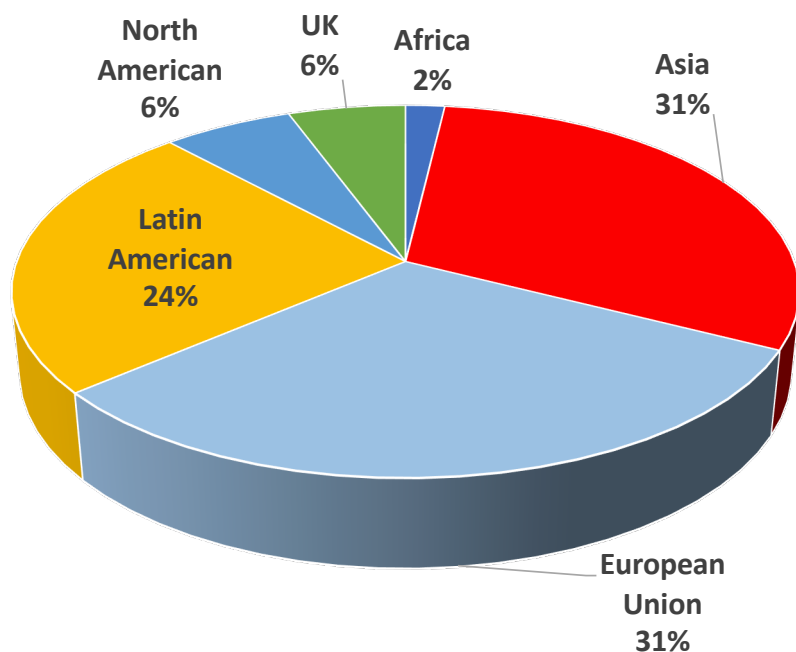
NACIONES UNIDAS

CEPAL

Santiago, Chile. July 4, 2024

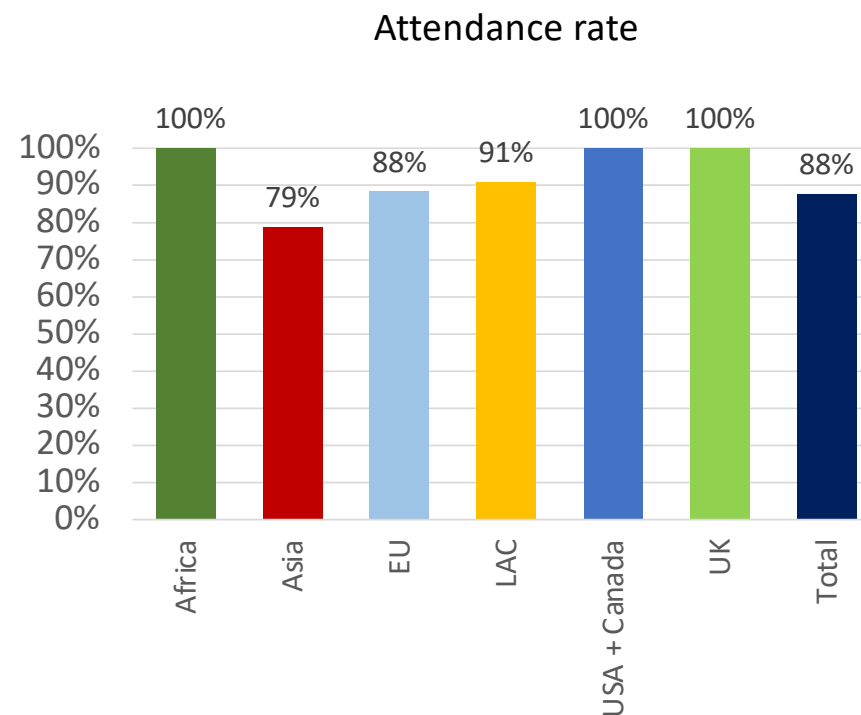
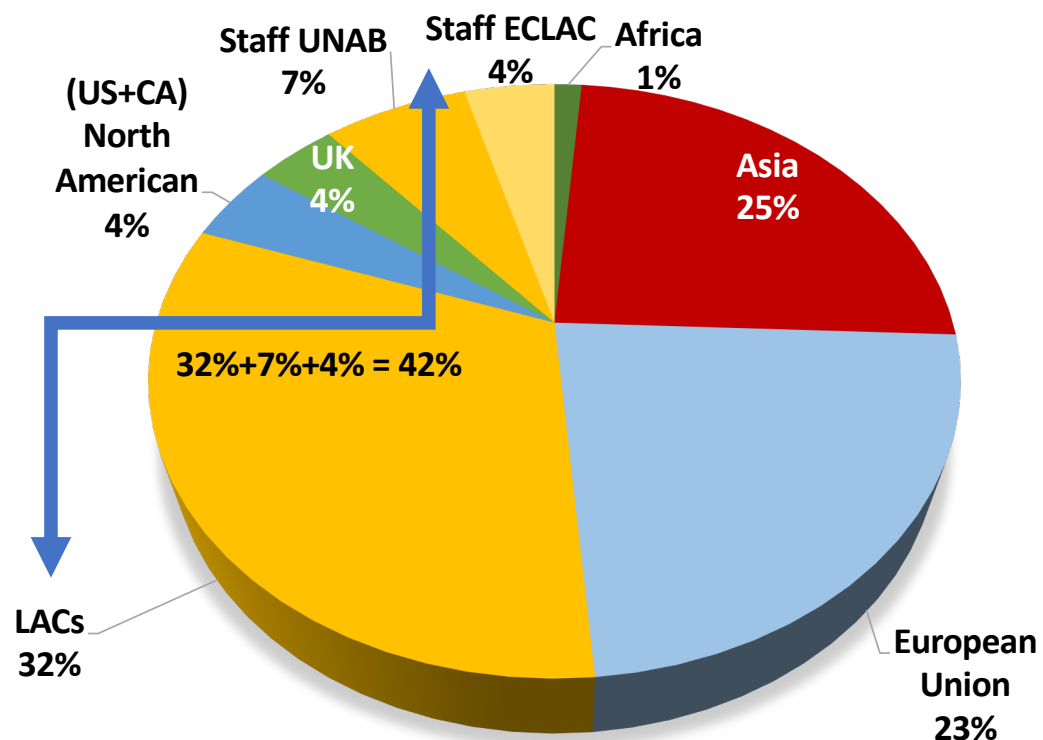
People attended and registered in COPASS (160 from 196)

- 24% LA registered (from AR, BR, COL, GT, CHL, MX, UY, VEN) **33 persons**

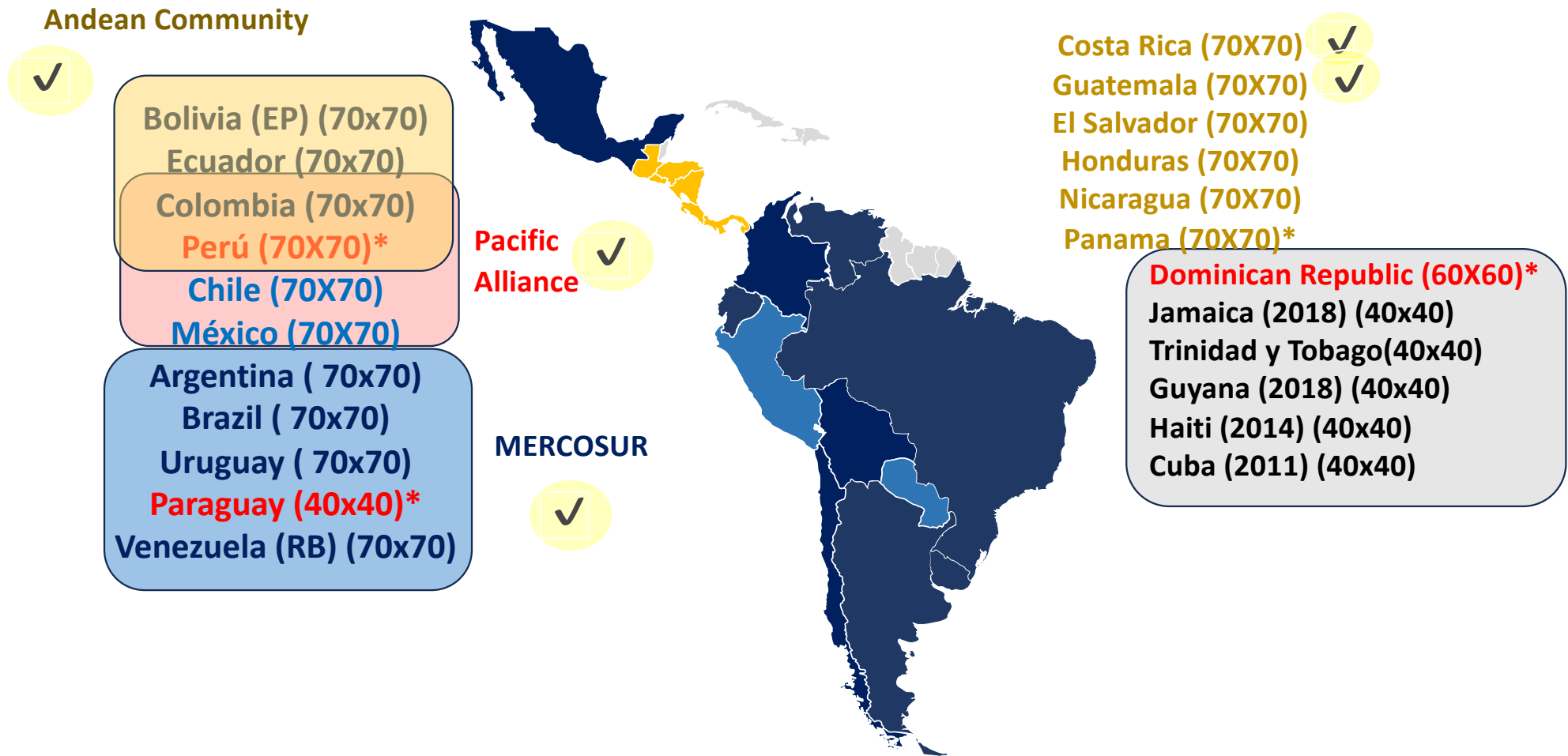


People attended IIOA Conference (230)

- 42% LAC participants (from AR, BOL, BR, COL, EC, CR, CUB, GT, CHL, MX, PER, UY, VEN) **99**

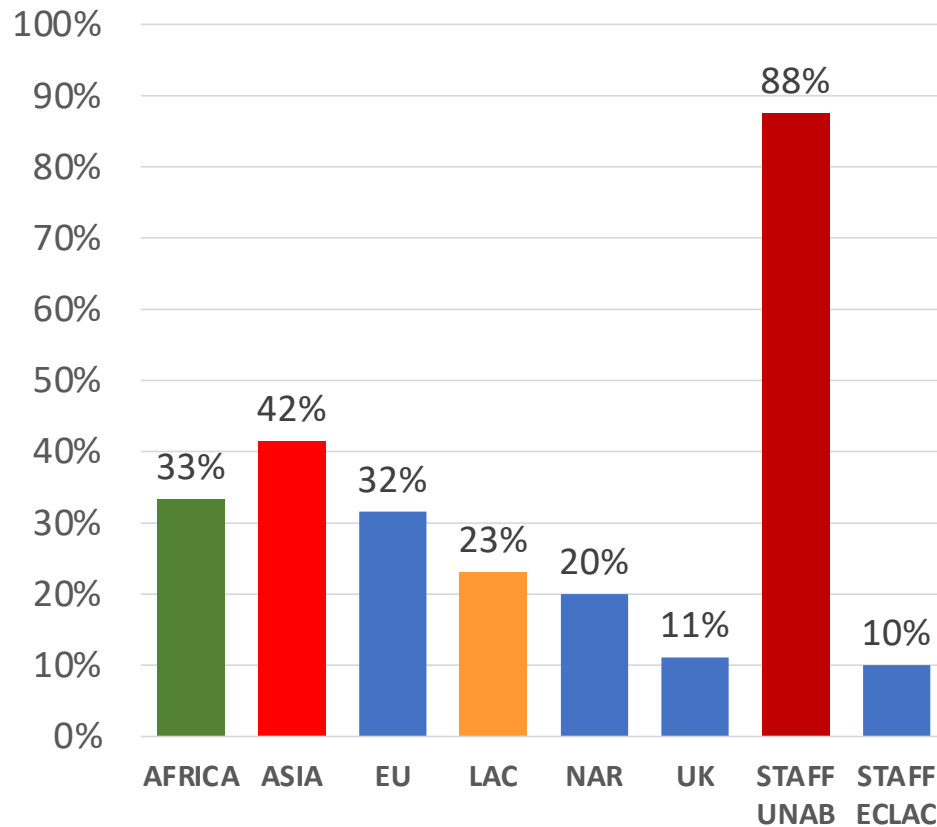


LAC participants according IOT data

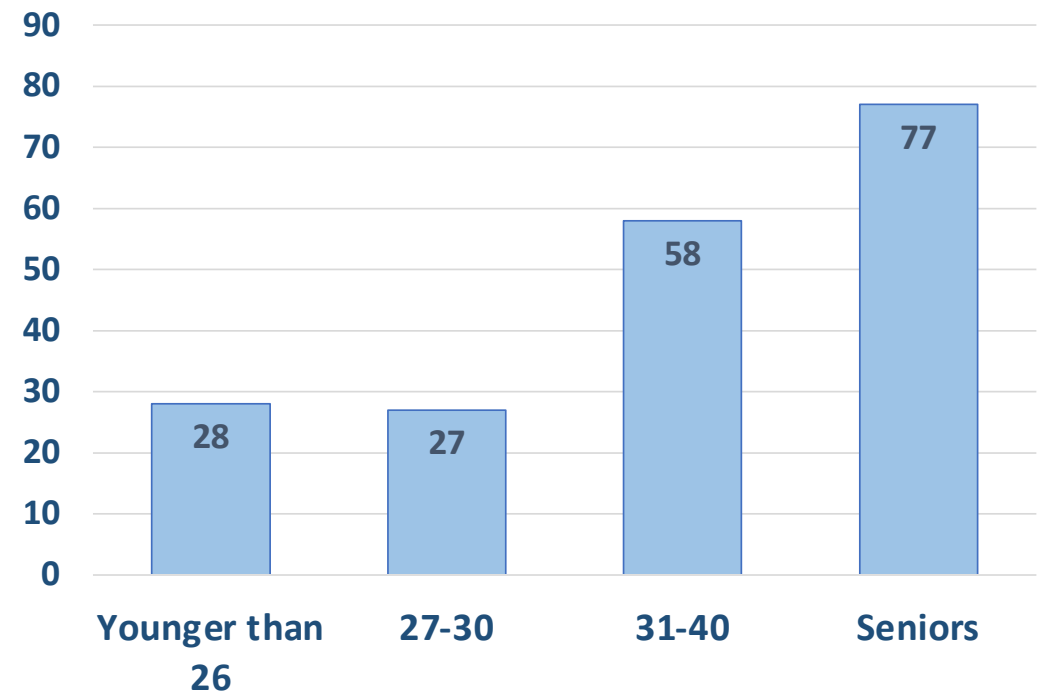


Gender and Age

Female rate




Age of participants





Engagement 2024

Thursday 12:00 noon!



IIOA

www.iioa.org

WOW!

App Downloads

150

ATTENDEES WHO DOWNLOADED THE APP

67% of the attendee list has downloaded

[Remind attendees to download](#)

Messages

198

MESSAGES SENT (PRIVATE & COMMUNITY)

1204 is the average at Whova events

Community Board

20

COMMUNITY BOARD TOPIC POSTS

14 is the average at Whova events

[Create a new Discussion Topic](#)

Live Event Stats

Photos

62

PHOTOS TAKEN

59 total likes

[Upload more event photos](#)

Meet-ups

1

MEET-UPS CREATED

10 attendees participated

[Add a new Meet-up](#)

Agenda

147



















PERSONALIZED AGENDAS SET UP

1,952 agenda views in total

WOW!

Whova Leaderboard

Aha!

| | | | |
|------------------|--|--|---|
| 11:43 | | Done Leaderboard | |
| Current Rankings | | My Points | |
| 1 |  | Luis Pedauga 16900 pts |  (3) |
| 2 |  | Oliver Fritz 9500 pts |  (6) |
| 3 |  | Patieene Alves Passoni 4300 pts |  (4) |
| 4 |  | Fabrício Pitombo Leite 1800 pts |  (3) |
| 5 |  | Simone Maria Grabner 1800 pts |  (3) |
| 6 |  | Hernan Alejandro Roitbarg 1300 pts |  (2) |
| 7 |  | Eleanor Carys Jerram Keeble 1300 pts |  (1) |
| 8 |  | Thiago Miguez 1100 pts |  (1) |
| 9 |  | Heran Zheng 800 pts |  (1) |

2025 Conference

Conferences to come

- ❑ There will be a 2025 IIOA Conference; location will be announced online.
- ❑ Conference strategy is in development.
- ❑ A survey with IIOA members on conferences is planned.



Economic Systems Research

Quick Summary

❑ OUTPUT:

Global circulation maintains a high level, while article downloads decline.

❑ INPUT:

The number of submissions maintains a high level.

The acceptance rate declined to around 8%.

❑ Journal Metrics

Impact factor and Scopus maintain a similar level.

Citing sources have been diverse across various fields.

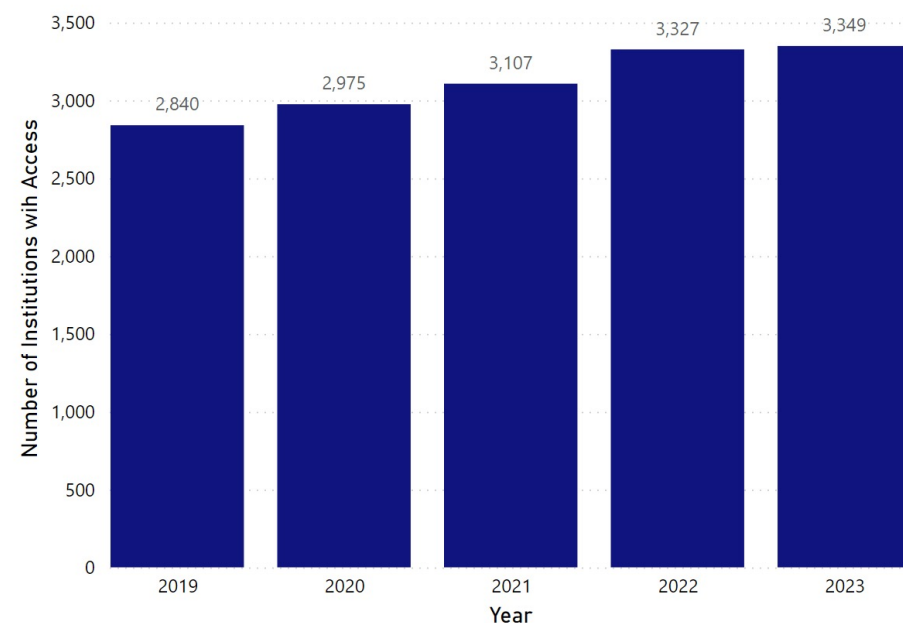
Reader Access

Global Reach - Circulation

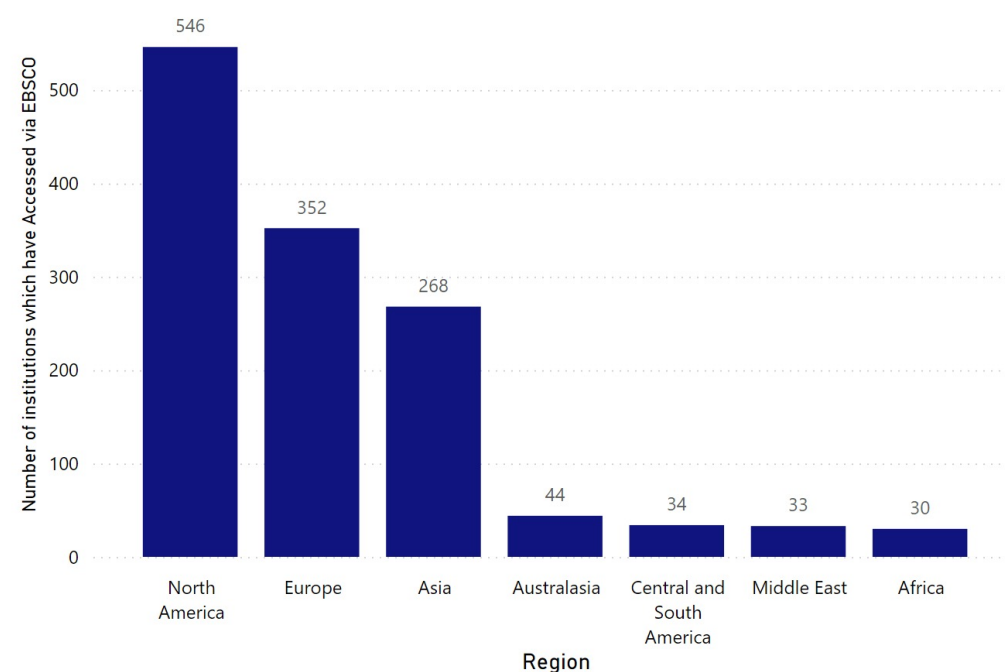
| Collection Year | Subject Collection |
|-----------------|---------------------------------|
| 2019 | Business Management & Economics |
| 2020 | Business Management & Economics |
| 2021 | Business Management & Economics |
| 2022 | Business Management & Economics |
| 2023 | Business Management & Economics |

| Collection Year | Library Package |
|-----------------|-----------------|
| 2019 | SSH Library |
| 2020 | SSH Library |
| 2021 | SSH Library |
| 2022 | SSH Library |
| 2023 | SSH Library |

Number of Institutions with access via Sales Deal, Subject and Non-Sales Deal subscriptions



EBSCO Coverage 2023 by Region



Article Downloads

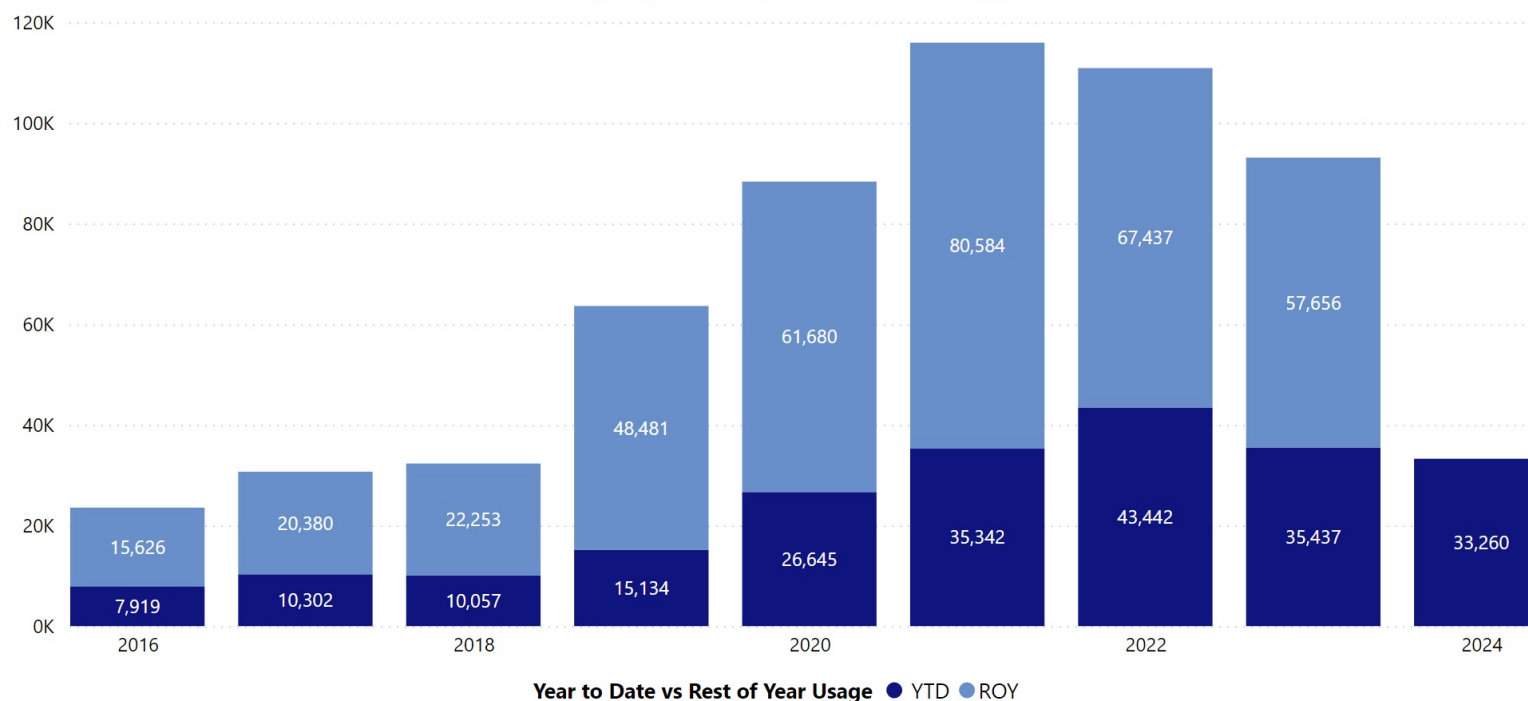
Article Downloads - Taylor & Francis Online (TFO) Usage

Latest Update Date

Data within this report is updated monthly and goes up to the end of:

April 2024

Usage by Year, with Year to Date Usage



- 6%

% Change Usage YTD

Article Downloads

Article Downloads - Usage by Country & Region

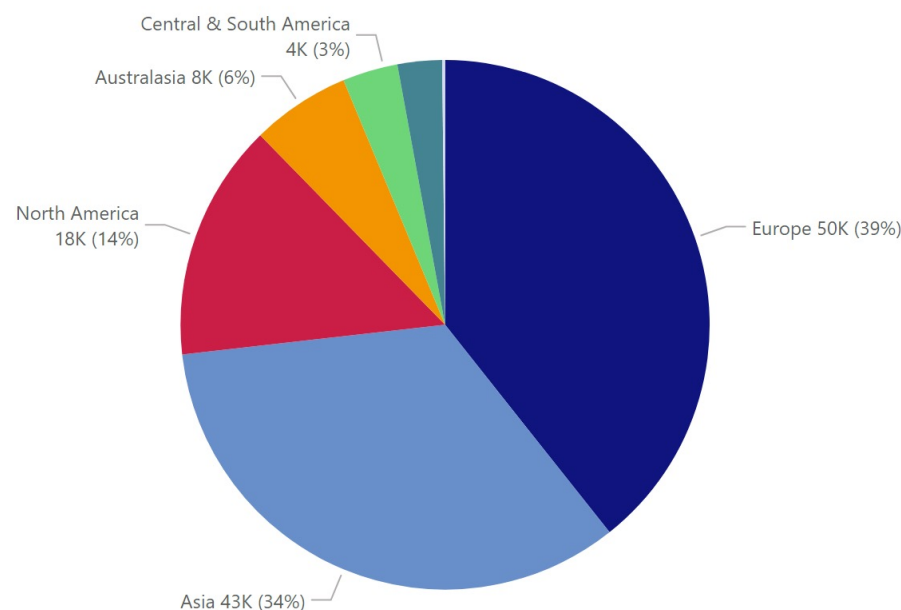
Usage shown is for the last full year, plus the current year.

Latest Update Date

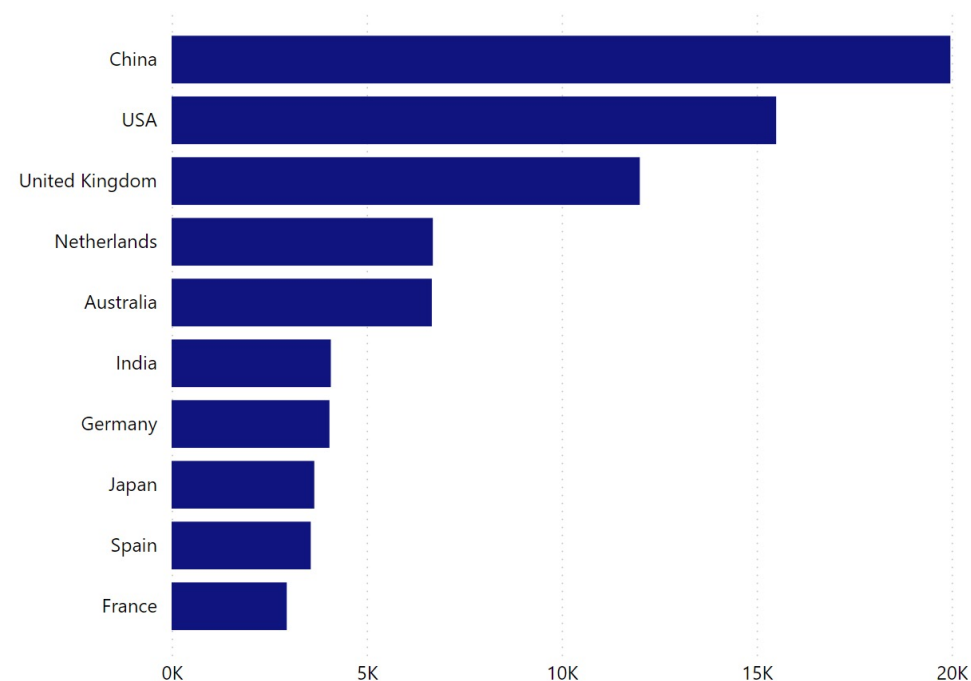
Data within this report is updated monthly and goes up to the end of:

April 2024

Full Text Downloads by Region



Full Text Downloads by Country

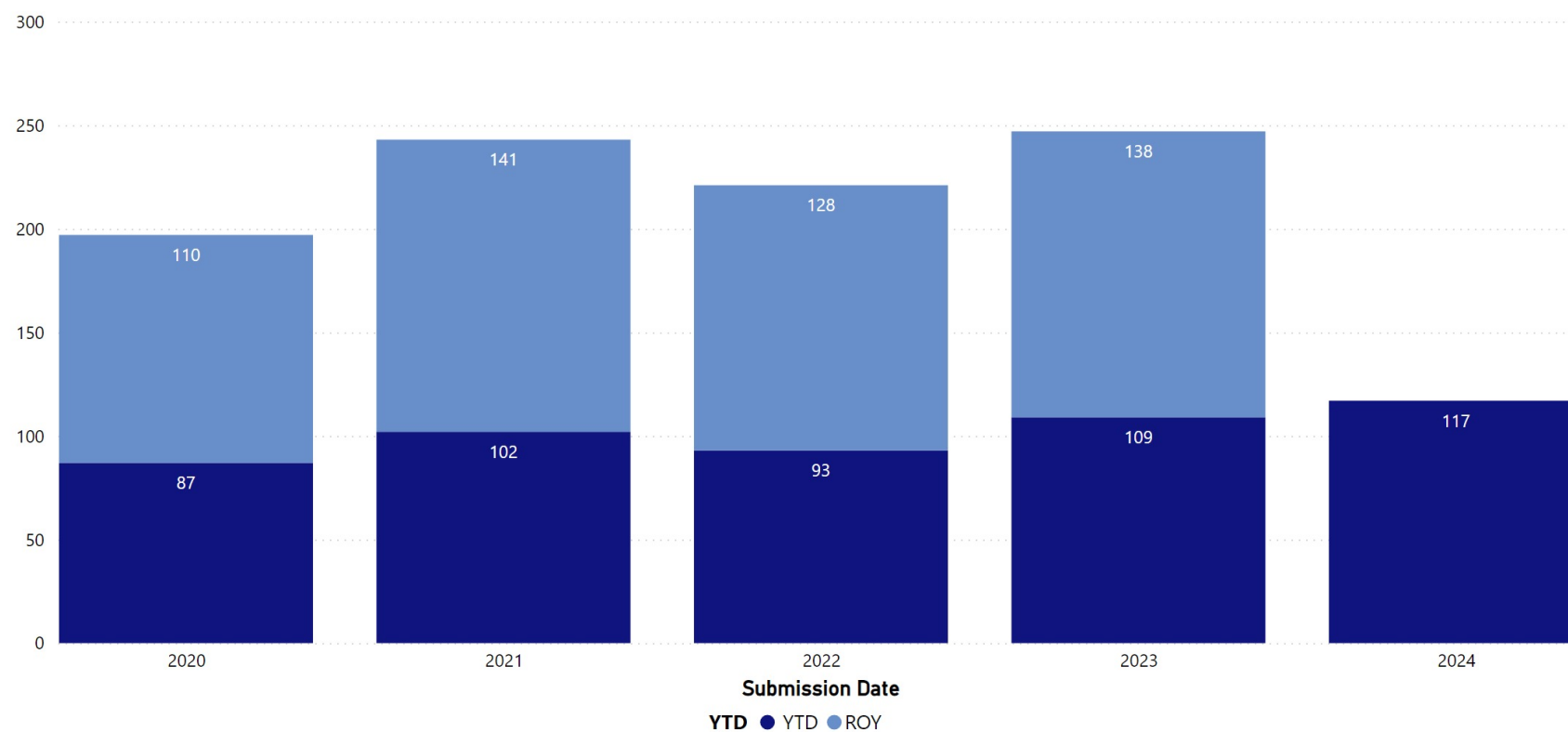


Submissions

Submissions & Peer Review – Submission Trends

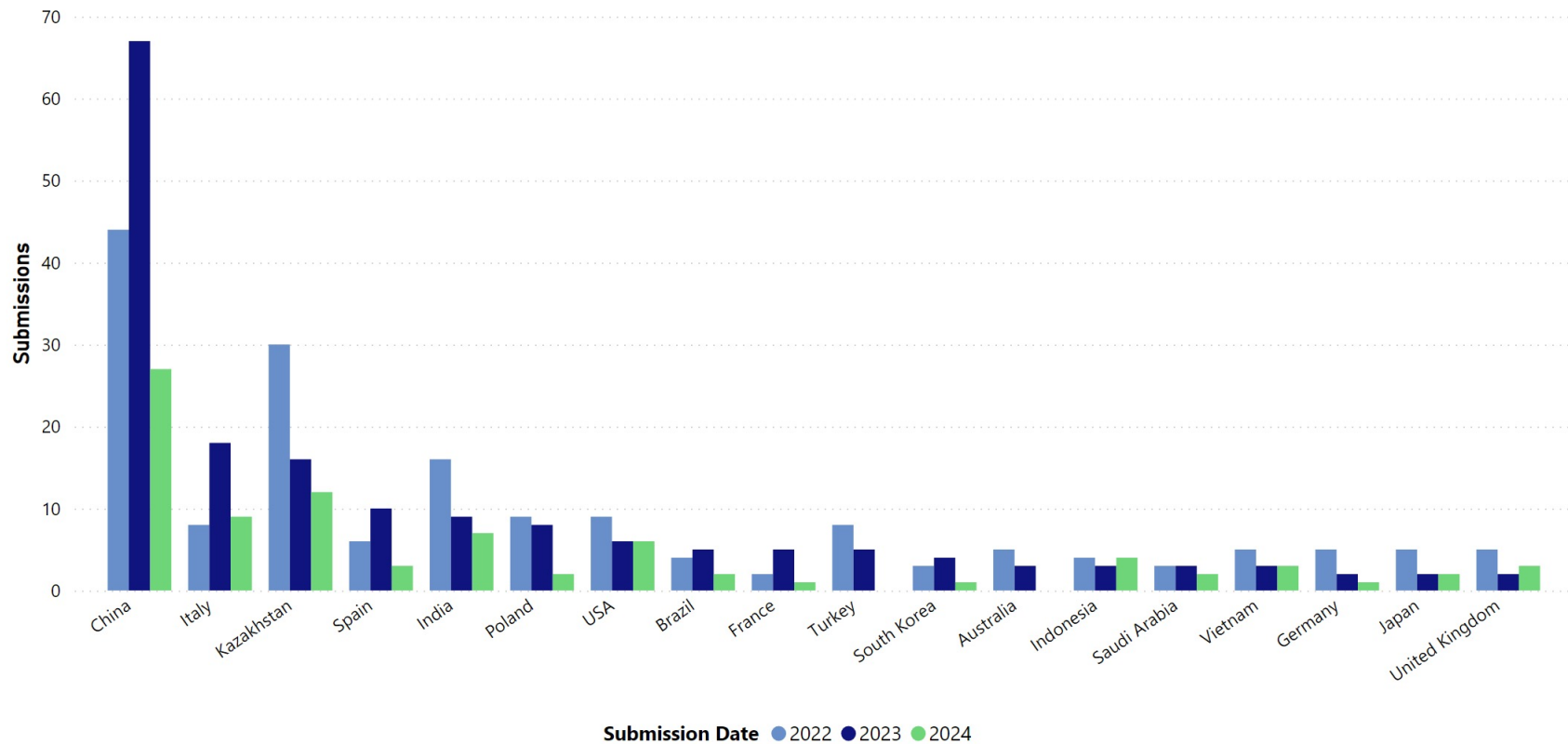
Latest Date

27/05/2024



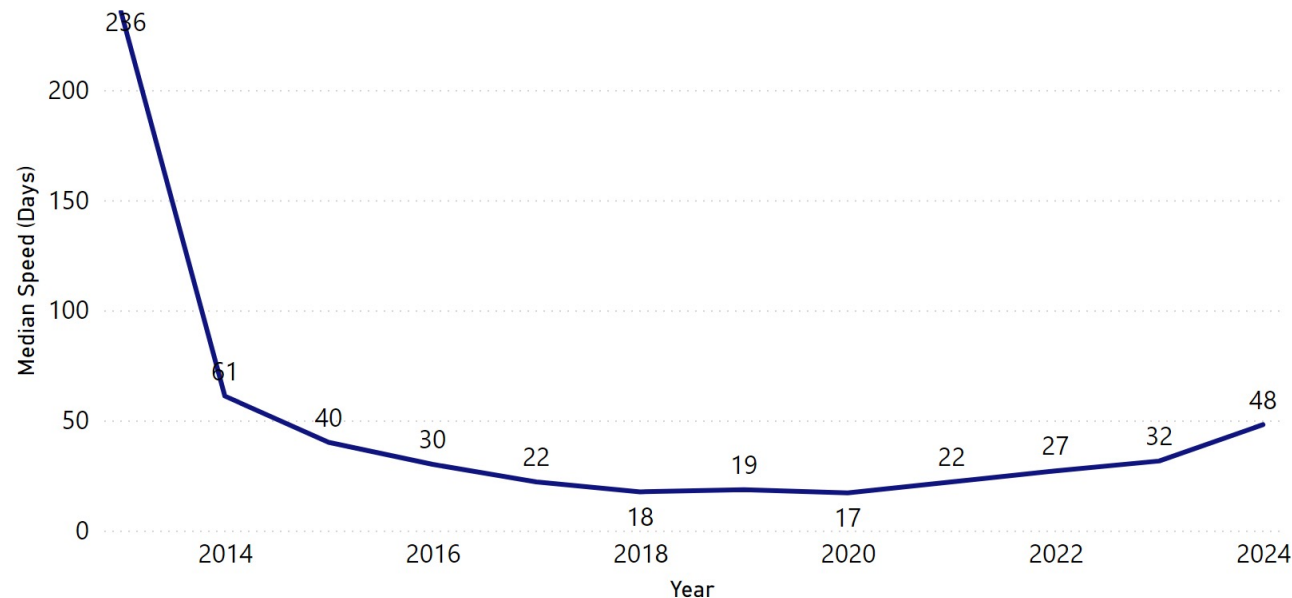
Origin of Submissions

Geography of Submissions



Publication Speed

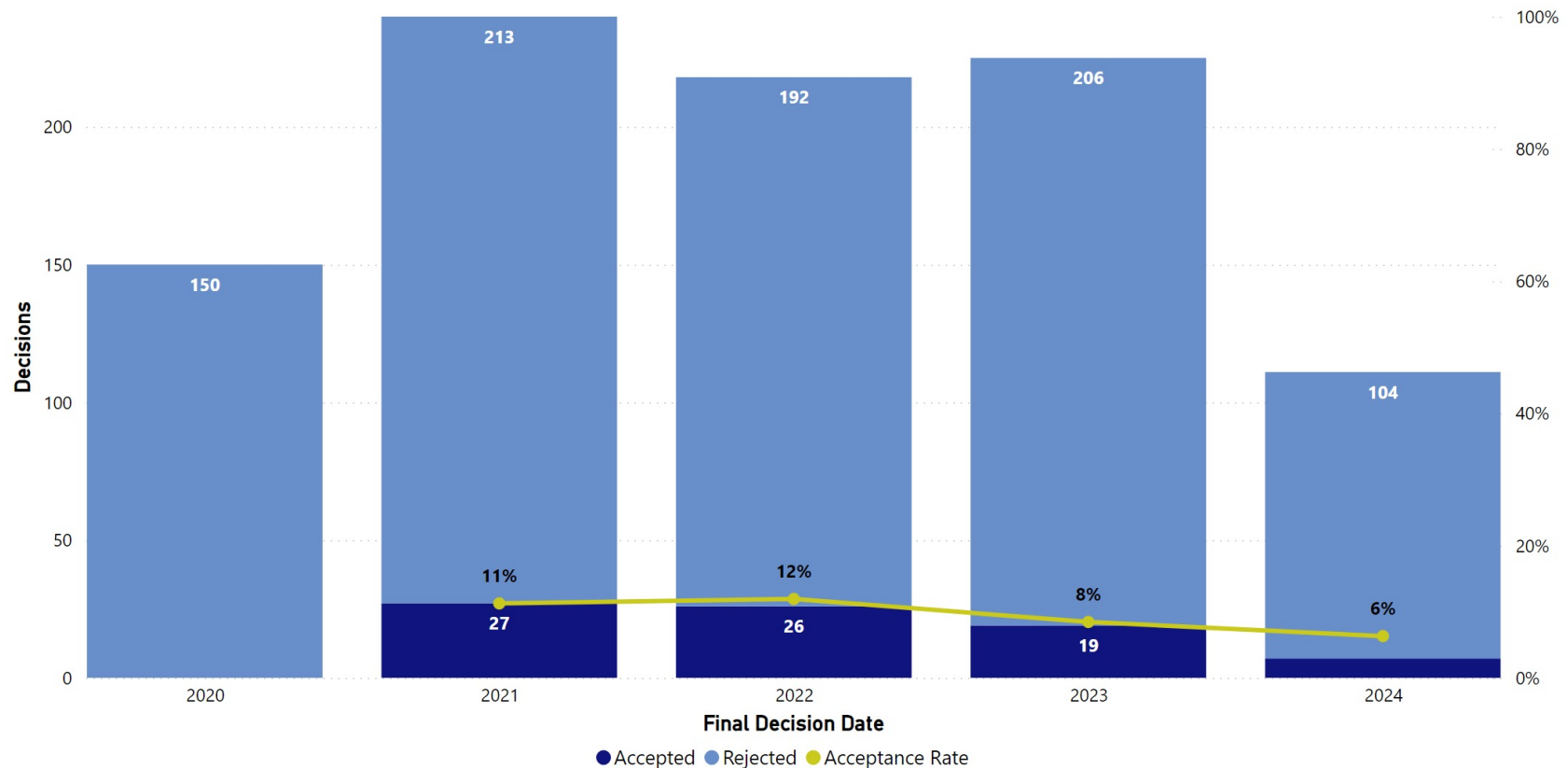
Average Speed of Article Publication*



* median days from entered into Central Article Tracking System (CATS) to online publication.

Acceptance Rates

Final Manuscript Decisions



Published Content

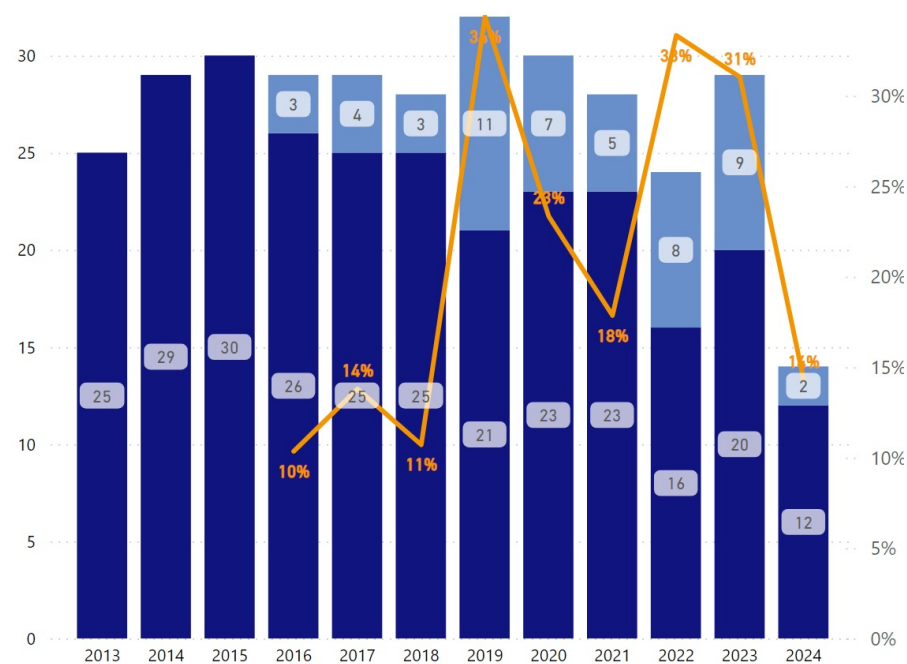
Published Content

Number of Documents by Article Type (last full year and current year)

| Article Type | Count |
|------------------|-----------|
| Research Article | 43 |
| Total | 43 |

Number of Articles Published by Volume Year - with OA Split

Open Access Article? ● Non-Open Article ● Open Article ● %OA

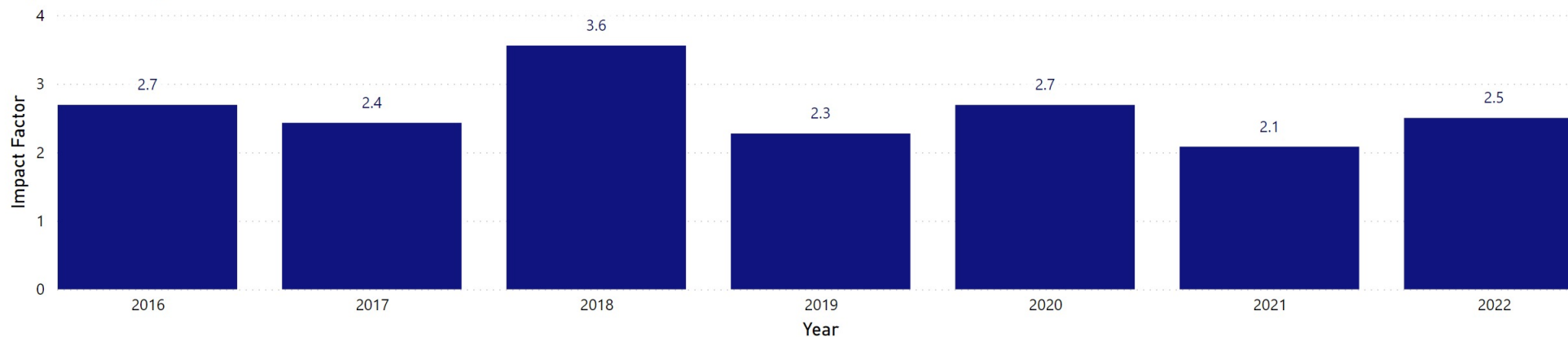


Impact Factor

Citation Metrics (Impact Factor)

| Year | Impact Factor | Impact Factor Rank | 5 Year IF | Article Influence | Eigenfactor |
|------|---------------|----------------------------|-----------|-------------------|-------------|
| 2016 | 2.7 | (36/347 Economics) | 4.9 | 1.597 | 0.00271 |
| 2017 | 2.4 | (57/353 Economics) | 4.7 | 1.194 | 0.00200 |
| 2018 | 3.6 | (37/363 ECONOMICS - SSCI) | 5.5 | 1.638 | 0.00285 |
| 2019 | 2.3 | 87 / 373 ECONOMICS - SSCI | 3.3 | 0.838 | 0.00145 |
| 2020 | 2.7 | 111 / 377 ECONOMICS - SSCI | 3.4 | 0.848 | 0.00123 |
| 2021 | 2.1 | 190 / 379 ECONOMICS - SSCI | 2.9 | 0.651 | 0.00103 |
| 2022 | 2.5 | 150 / 380 ECONOMICS - SSCI | 2.6 | 0.651 | 0.00100 |

Impact Factor by Year

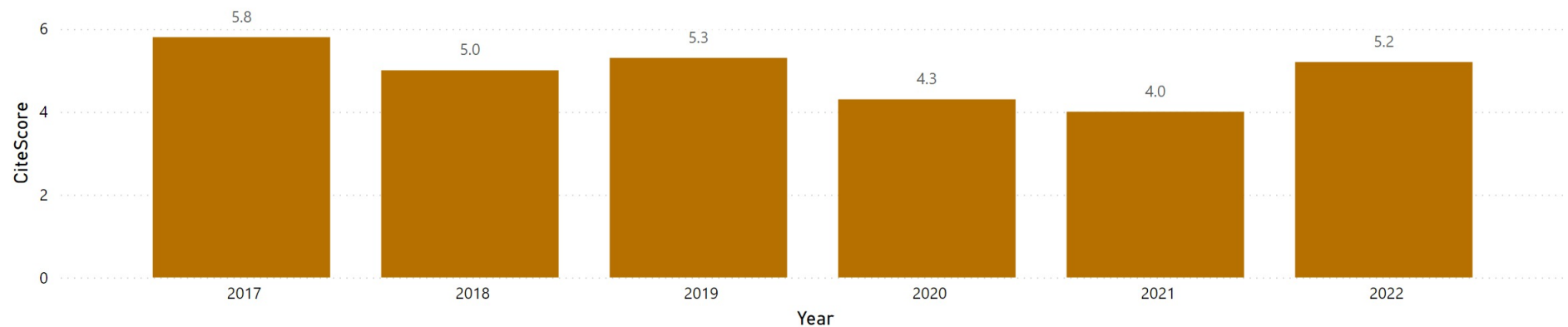


Citation Metric (Scopus)

Citation Metrics (Scopus)

| Year | CiteScore | CiteScore Rank | SNIP | SJR |
|------|-----------|--------------------------------------|------|-------|
| 2018 | 5.0 | 58 / 617 Economics and Econometrics | 1.39 | 1.738 |
| 2019 | 5.3 | 57 / 637 Economics and Econometrics | 1.26 | 1.018 |
| 2020 | 4.3 | 102 / 661 Economics and Econometrics | 1.43 | 1.022 |
| 2021 | 4.0 | 158 / 696 Economics and Econometrics | 1.51 | 0.916 |
| 2022 | 5.2 | 131 / 705 Economics and Econometrics | 1.42 | 0.943 |

CiteScore by Year



Citations: Sources and Regions

Citing Sources & Regions (2020 Onwards)

| Citing Journal | Citing Articles - Sources |
|--|---------------------------|
| SSRN Electronic Journal | 38 |
| Economic Systems Research | 36 |
| Sustainability | 29 |
| Structural Change and Economic Dynamics | 22 |
| Journal of Cleaner Production | 20 |
| Applied Economics | 14 |
| Research Square | 13 |
| Journal of Environmental Management | 12 |
| Resources Conservation and Recycling | 12 |
| Energy Economics | 11 |
| Spatial Economic Analysis | 11 |
| arXiv | 10 |
| Environmental Science and Pollution Research | 10 |
| Environmental Science and Technology | 9 |

| Country name | Citing Articles - Countries |
|----------------|-----------------------------|
| China | 228 |
| USA | 96 |
| Spain | 70 |
| United Kingdom | 62 |
| Italy | 53 |
| Japan | 39 |
| Netherlands | 39 |
| Brazil | 37 |
| Germany | 31 |
| Chile | 29 |
| France | 22 |
| Austria | 20 |
| Canada | 20 |
| Norway | 19 |

JUST IN!!

Impact Metrics Update



The 2023 CiteScore (Scopus) data are as follows:

- 5.6 (2023) CiteScore (Scopus)
- Q1 (2023) CiteScore Best Quartile
- 1.375 (2023) SNIP
- 0.894 (2023) SJR

The 2023 Journal Impact Factor is 1.8 (Journal Citation Reports® Clarivate Analytics, 2024).

Economic Systems Research comparative rankings:
241/597 ECONOMICS

International School of Input-Output (ISIOA)



**12th International School of
Input-Output Analysis**
Santiago, Chile - 2024

17:20



30th International Input-Output Association Conference
and
12th Edition of the International School of I-O Analysis
1st - 5th July 2024, Santiago, Chile



POLITECNICO
MILANO 1863



ECLAC



中国科学院大学
University of Chinese Academy of Sciences



UNIVERSIDAD
NACIONAL
DE LA PLATA



Tecnológico
de Monterrey



30th International Input-Output Association Conference
and
12th Edition of the International School of I-O Analysis
1st - 5th July 2024, Santiago, Chile



Input-Output analysis and modelling with MARIO



10

8

8

Multisector DSGE models based on Input-Output tables



15

13

13

International trade and global supply chain analysis



25

14

14

Multi-...mentally- extended ... Analysis



18

Computable General Equilibrium Models: An introduction

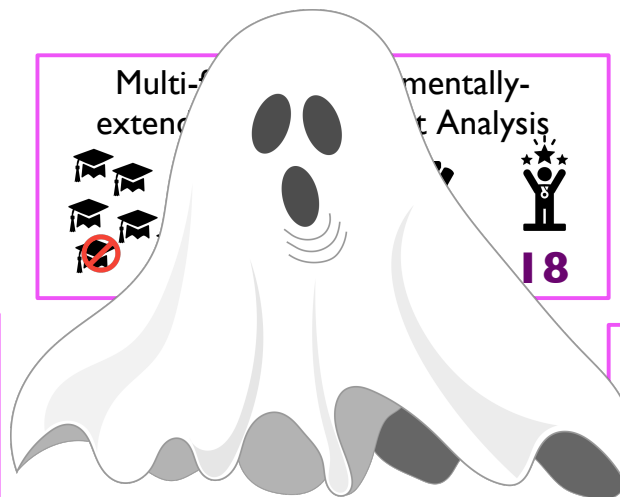


12

8

8

63



0 ghost students



30th International Input-Output Association Conference
and
12th Edition of the International School of I-O Analysis
1st - 5th July 2024, Santiago, Chile





30th International Input-Output Association Conference
and
12th Edition of the International School of I-O Analysis
1st - 5th July 2024, Santiago, Chile





30th International Input-Output Association Conference
and
12th Edition of the International School of I-O Analysis
1st - 5th July 2024, Santiago, Chile



12th Edition of the International School of I-O Analysis



30th International Input-Output Association Conference
and
12th Edition of the International School of I-O Analysis
1st - 5th July 2024, Santiago, Chile



IIOA
www.iioa.org







30th International Input-Output Association Conference
and
12th Edition of the International School of I-O Analysis
1st - 5th July 2024, Santiago, Chile

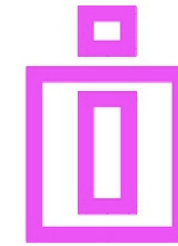


- How would you rate overall degree of satisfaction about the sessions you followed?
- To what extent the learning objective set by the teacher at the beginning of the course were actually achieved?
- To what extent do you feel that you will practically benefit from the newly acquired skills?

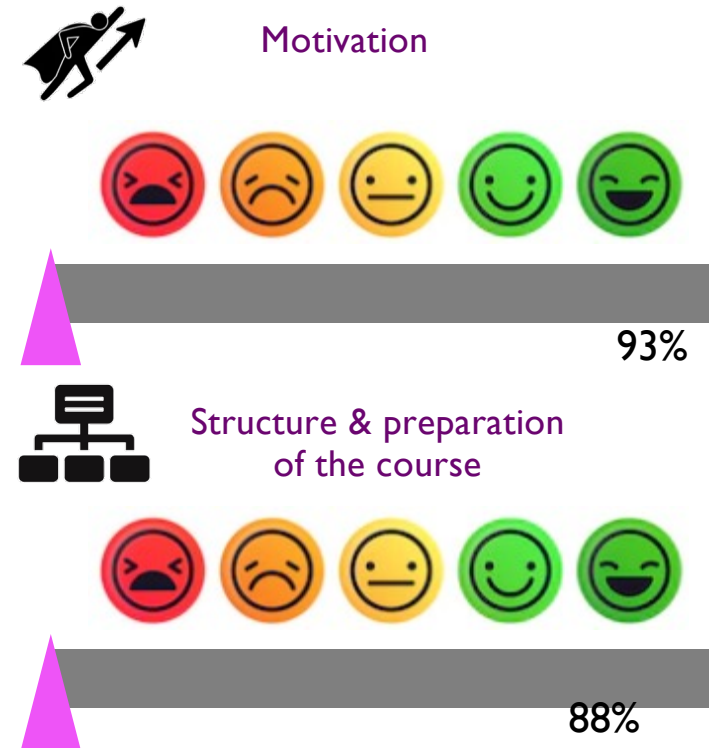
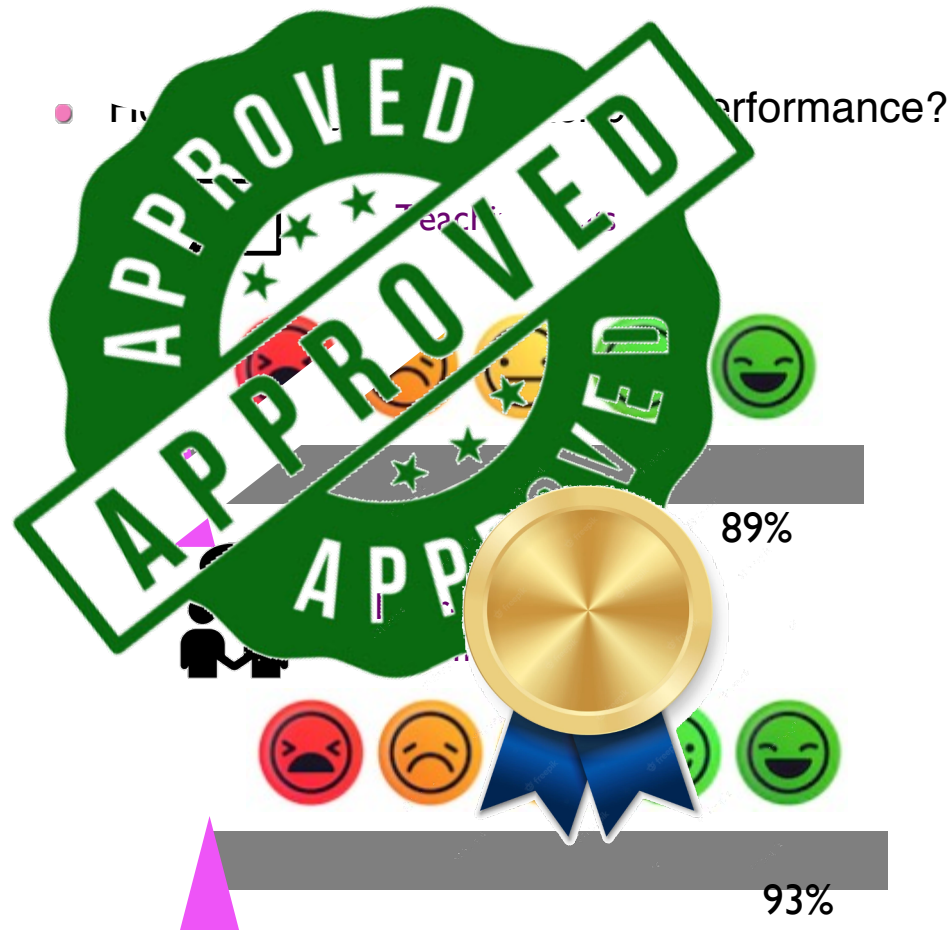




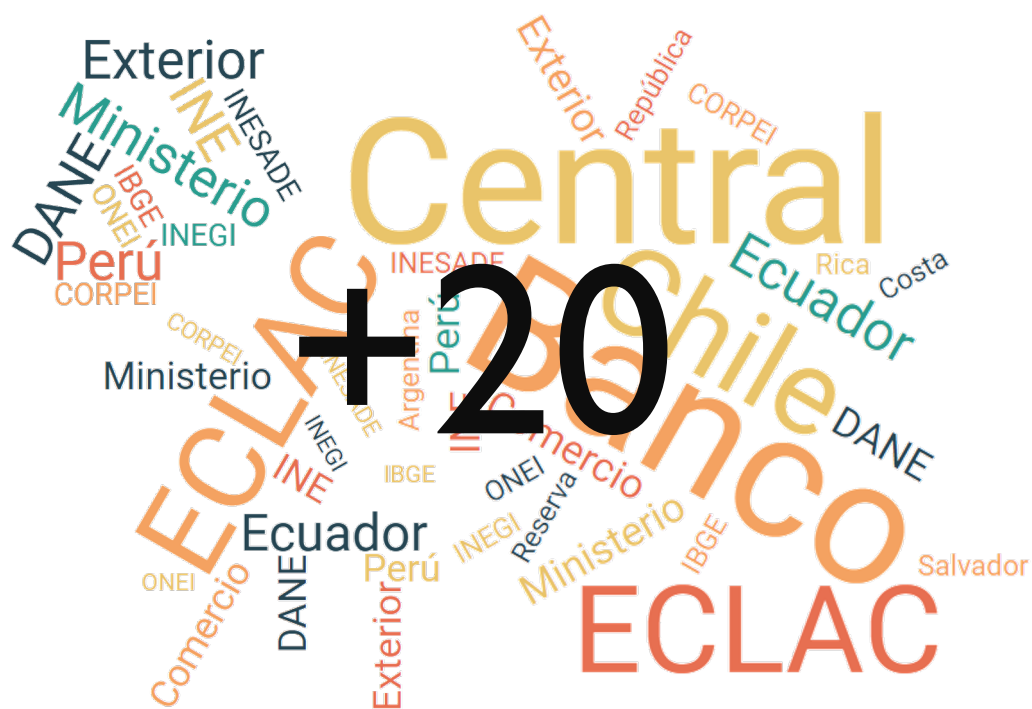
30th International Input-Output Association Conference
and
12th Edition of the International School of I-O Analysis
1st - 5th July 2024, Santiago, Chile



IIOA
www.iioa.org



Assistance from members of the ECLAC network





**THANK
YOU**

Santiago, Chile - 2024

Webinar

IIOA Webinar Corner



- IIOA Webinars were **started** in **2021** and organized by Doug Meade, Bart Los, and Sanjiv Mahajan.
- Kuishuang Feng and Sanjiv Mahajan started leading the webinar from Spring 2022.
- **15 Webinars** were organized in the past, **5 Webinars** between **fall 2023 and spring 2024**.
- We had **speakers** from diverse backgrounds (e.g. Academia, Government, international organization ...)
- Gender distribution: **half** of the webinar by **female speakers**.
- All webinar were recorded and are **available** to watch on the IIOA website via **YouTube**.
- A **new webpage** on IIOA website was developed in 2022 and is updated timely.

Prizes

Prizes 2024



Leontief Prize 2024

- The Winner is:

Juan Ignacio MERCATANTE:

Which are the costs of rigidity? A General Equilibrium study of the fuel market in Argentina.

INTERNATIONAL INPUT-OUTPUT ASSOCIATION

Linking Forward.